
NC811 MONTHLY UPDATE

APRIL 2025



ANSON UCC

<https://nc811.org/national-safe-digging-month/>

Contest runs from now until April 30th



nc811.org/dare-to-dig

SHARE YOUR BANNERS

Once your banners are on display, scan the QR code on your banner to share a photo with NC811. We'll tag your company as a Safe Digging Partner on social media.



2025 TAILGATE WRAPS

*26 wraps are available
for free while they last.*

Apply today!



nc811.org/nc811-tailgate-wraps





**Safe digging at your fingertips.
Get the NC811 App.**



UPCOMING MEETINGS

- **Underground Damage Prevention Review Board**
April 23, 2025 at 10am
NC811, 5009 High Point Road, Greensboro
TEAMS MEETING: Visit the nc811.org calendar page for a link to the meeting,
- **NC811 Board**
April 25, 2025 at 8:30am
Chetola Resort
185 Chetola Lake Dr., Blowing Rock, NC
- **NCLRPC**
May 21, 2025 at 11am
NC811, 5009 High Point Road, Greensboro
TEAMS MEETING: Visit the ncucc.org calendar page for a link to the meeting,



CALENDAR

NC811 & NCUCC
event calendars can
be found on
nc811.org or the
nc811 app





DATA INSIGHTS

Locate Requests

Transmissions

County ticket volume
and distribution

“Shallow digging” is the #1 reason homeowners gave for digging without notifying 811 first.

Utilities can be buried just a few inches below the surface.



Contact 811. Every Dig. Every Time.



*Based on February 2025 polling



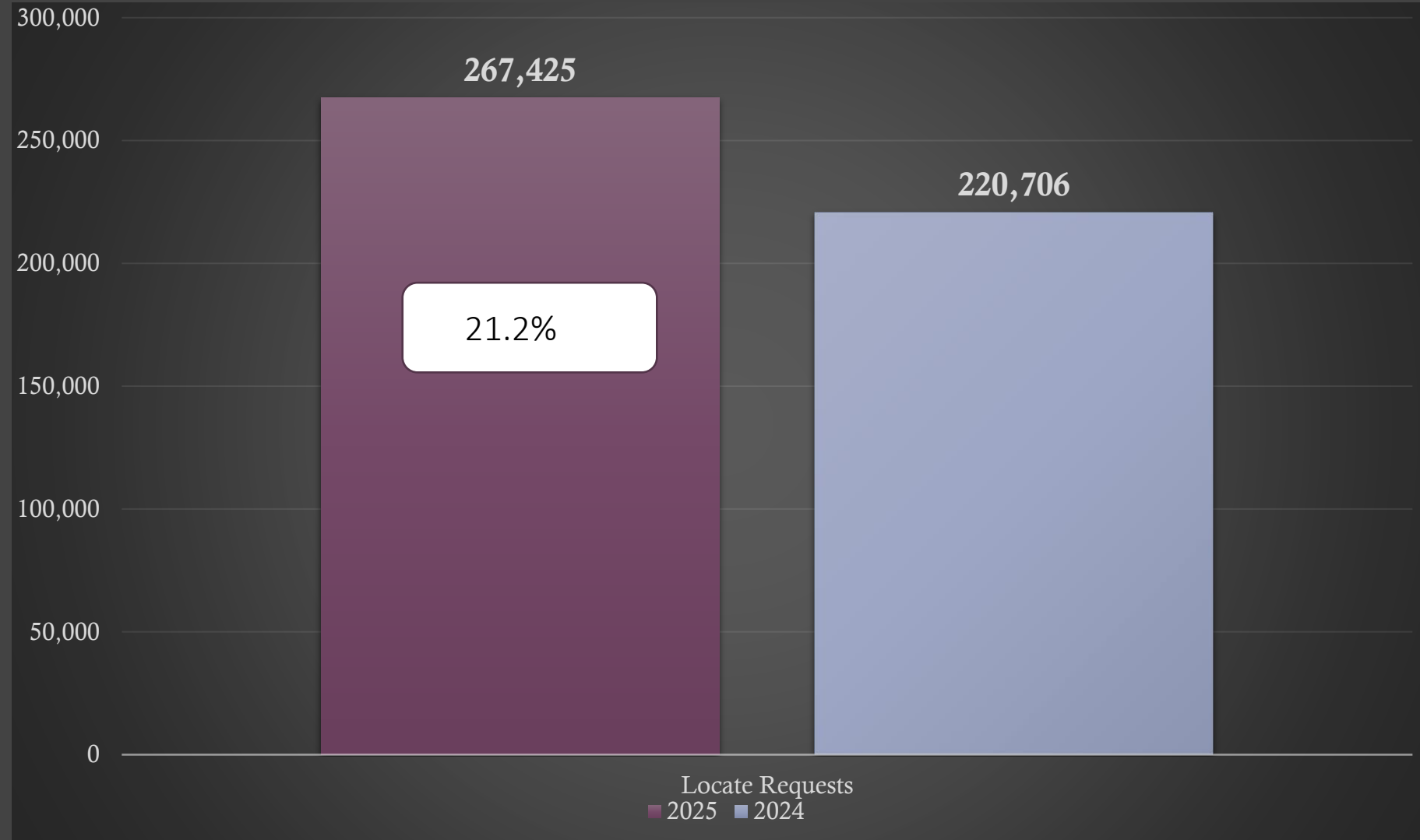
Locate Requests for NC – Mar. 25 vs 24



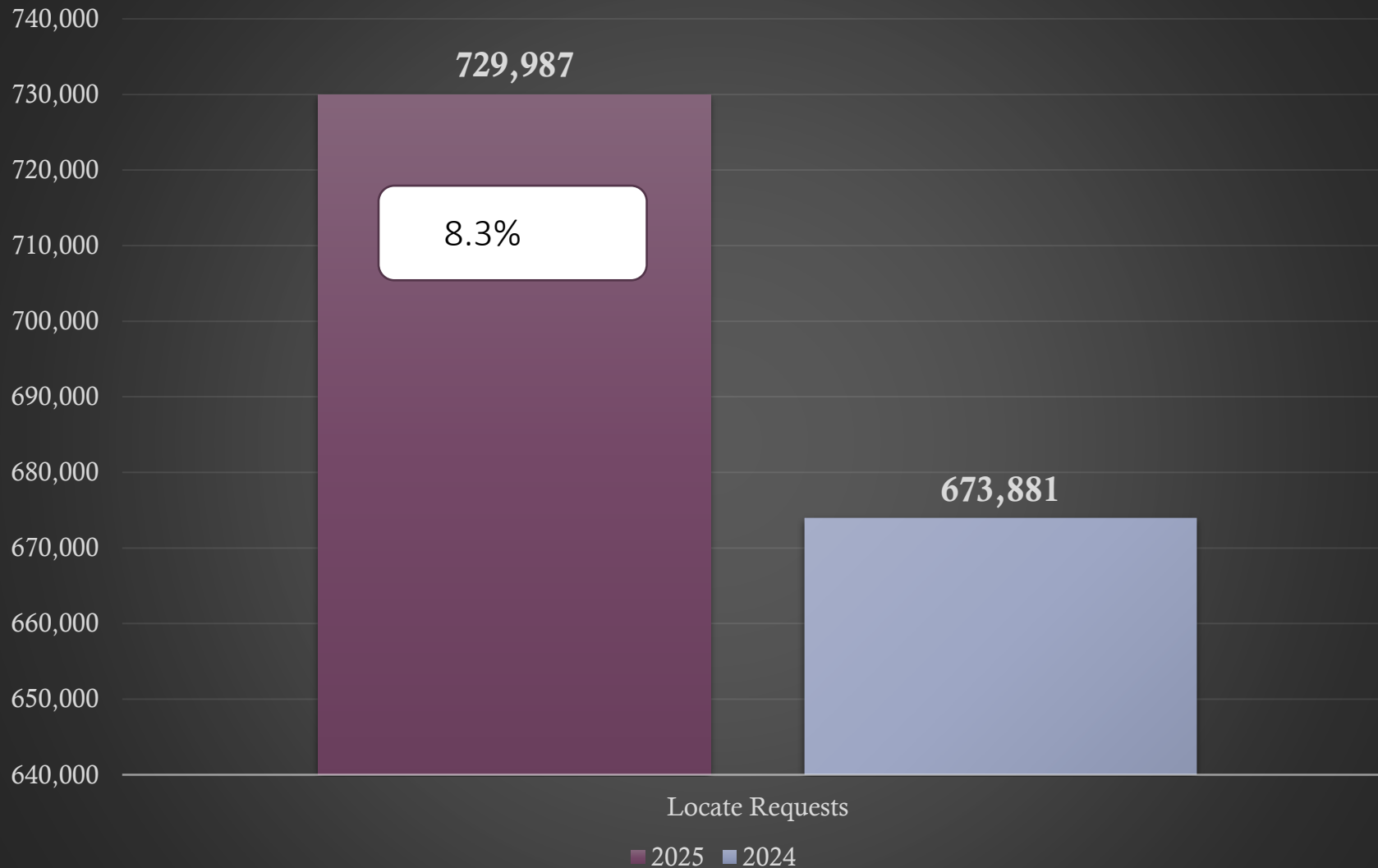
March. 2025 - 267,425 / 2024 - 220,706=(21.2%)

YTD 2025 - 729,987/ 2024 - 673,881 = +8.3%

Updates for March 2025 - (73,325) = 29.4% of volume / Feb 2025 (73,325) = 33.3% (3.9% Decrease from the month before)



Locate Requests for NC - YTD



March 2025 - 267,425 / 2024 - 220,706 = (21.2%)

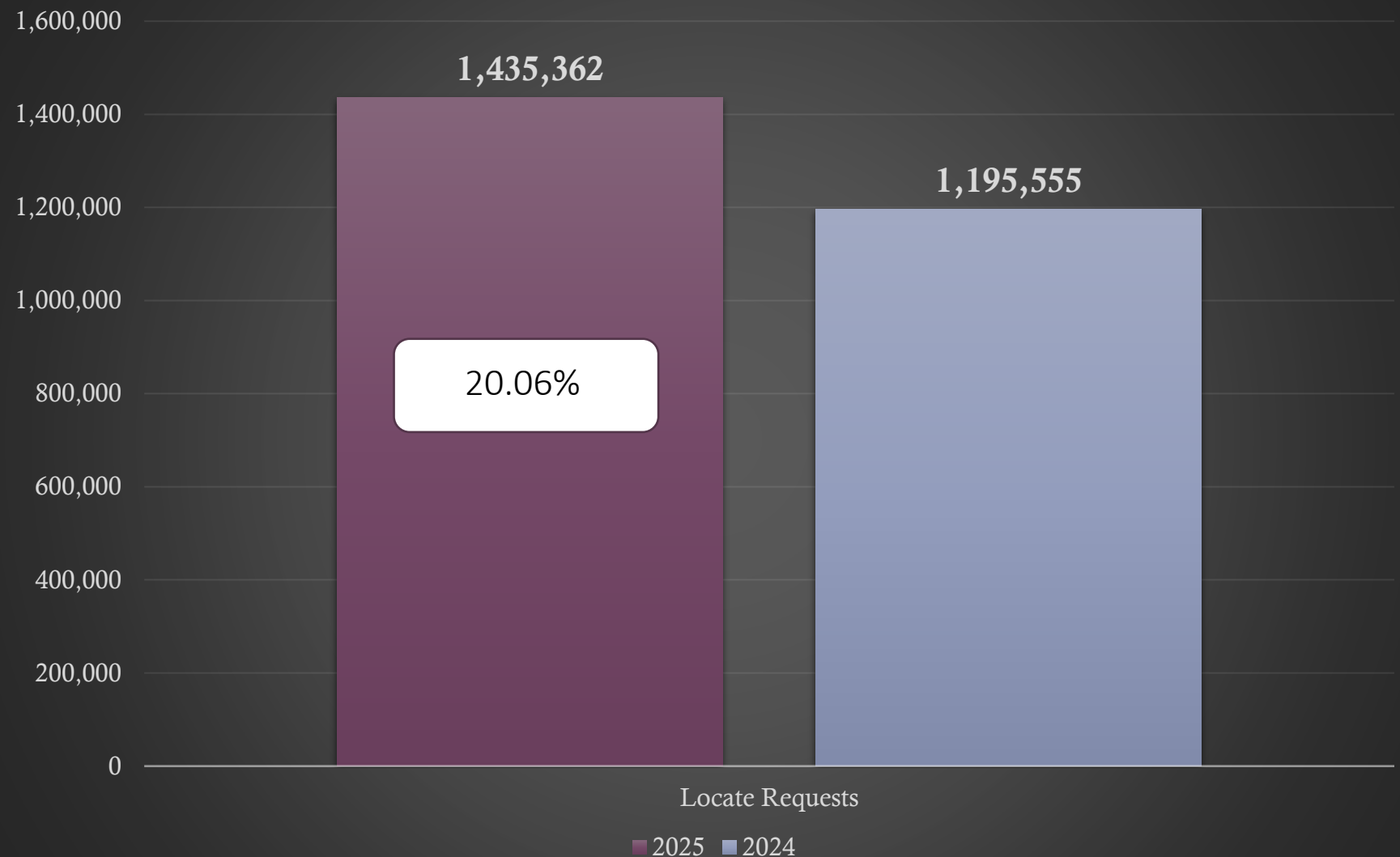
YTD 2025 - 729,987 / 2024 - 673,881 = +8.3%

Transmissions for NC – Mar. 25 vs 24

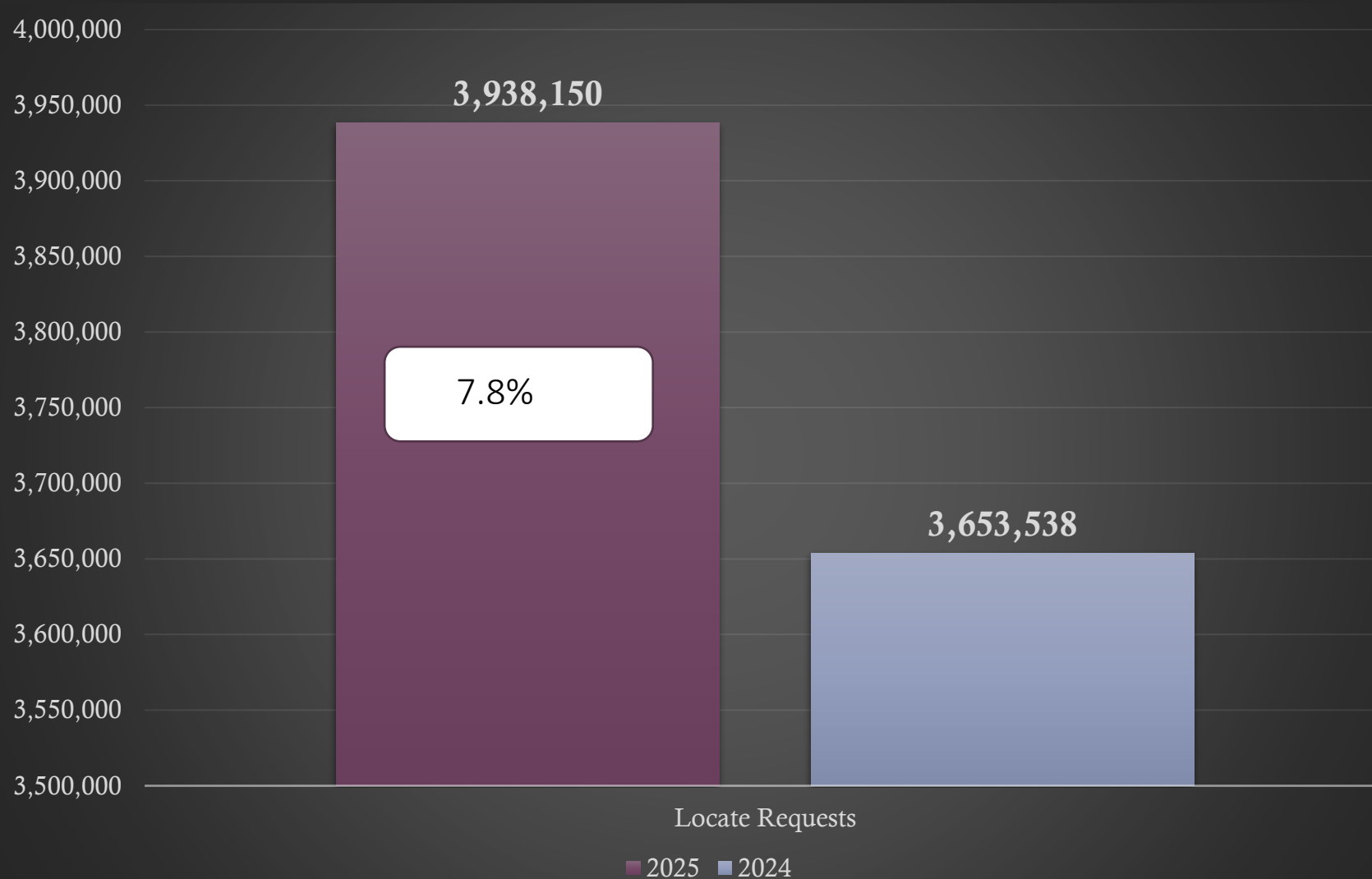


Transmissions MTD 2025-
1,435,362 / 2024 -
1,195,555= (20.06%)

Transmissions YTD 2025-
3,938,150 / 2024 -
3,653,538= (7.8%)



Transmissions for NC - YTD 2025



Transmissions MTD 2025-
1,435,362 / 2024 -
1,195,555= (20.06%)
Transmissions YTD 2025-
3,938,150 / 2024 - 3,653,538=
(7.8%)



COUNTY TICKET VOLUME

MARCH 2025 VS 2024

	3 HR	CNCL	NEW	RXMT	UPDT	TOTAL Tickets
2024	16	5	222	12	46	301
2025	79	4	491	20	415	1009
	393.8%	-20.0%	121.2%	66.7%	802.2%	235.2%
				Locates per day		50



COUNTY TICKET VOLUME

YTD VS PREVIOUS YEAR

	3 HR	CNCL	NEW	RXMT	UPDT	TOTAL Tickets
2024	52	12	617	45	216	942
2025	304	25	1522	76	1333	3260
	484.6%	108.3%	146.7%	68.9%	517.1%	246.1%



COUNTY TICKET DISTRIBUTION - MARCH

ANSON	1009
ANSONVILLE	5
BURNSVILLE	17
LILESVILLE	186
MCFARLAN	3
MORVEN	115
PEACHLAND	153
POLKTON	334
WADESBORO	196



Top 10 Callers for MARCH

1	ITG	236
2	GPRS UTILITY CONTRACTORS	193
3	MIGHTY SERVICES	162
4	WINDSTREAM COMMUNICATIONS	112
5	METRO TECH	64
6	S M C UNIVERSAL LLC	30
7	R & R UNDERGROUND LLC	20
8	MASTEC	16
9	CHARTER COMMUNICATIONS	14
10	ANSON COUNTY WATER	12

DAMAGES

DIRT Damage Information
Reporting Tool





MARCH Damages

Grand Total – 1,298

ALAMANCE	8
ALEXANDER	5
ALLEGHANY	0
ANSON	0
ASHE	1
AVERY	2
BEAUFORT	1
BERTIE	3
BLADEN	0
BRUNSWICK	11
BUNCOMBE	14
BURKE	3
CABARRUS	23
CALDWELL	9
CAMDEN	1
CARTERET	6
CASWELL	2
CATAWBA	10
CHATHAM	16
CHEROKEE	1
CHOWAN	0
CLAY	4
CLEVELAND	8
COLUMBUS	2
CRAVEN	13

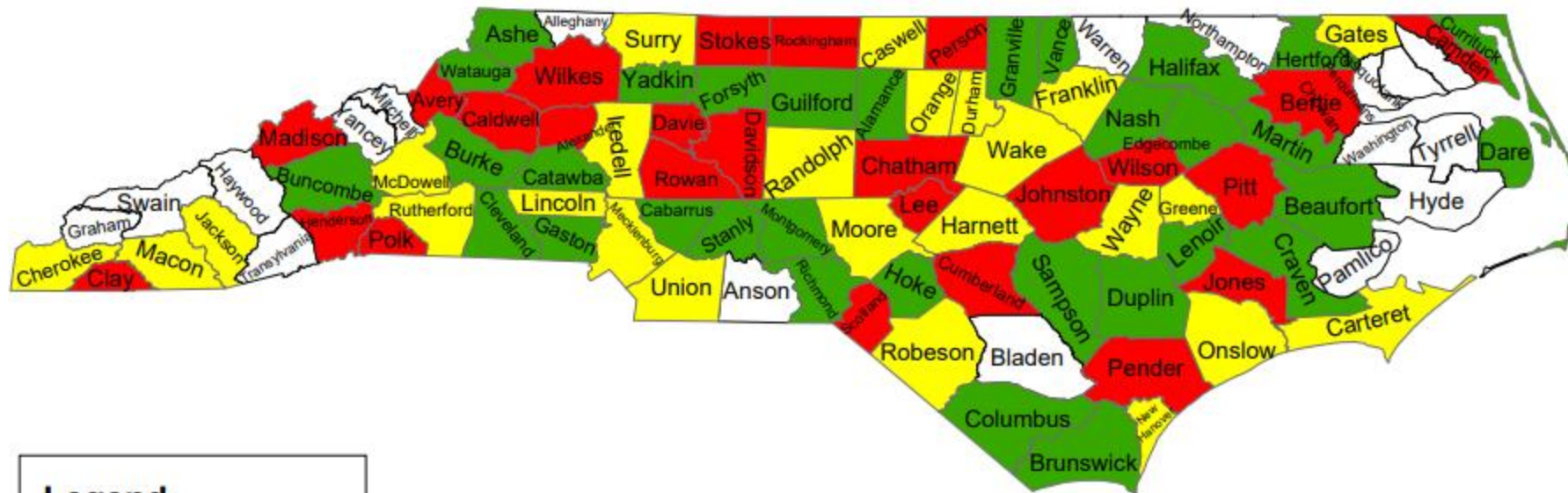
CUMBERLAND	57
CURRITUCK	4
DARE	13
DAVIDSON	21
DAVIE	8
DUPLIN	1
DURHAM	61
EDGECOMBE	2
FORSYTH	30
FRANKLIN	6
GASTON	8
GATES	2
GRAHAM	0
GRANVILLE	2
GREENE	2
GUILFORD	30
HALIFAX	2
HARNETT	33
HAYWOOD	0
HENDERSON	22
HERTFORD	1
HOKE	2
HYDE	0
IREDELL	30

JACKSON	3
JOHNSTON	64
JONES	1
LEE	17
LENOIR	3
LINCOLN	10
MACON	2
MADISON	1
MARTIN	1
MCDOWELL	4
MECKLENBURG	174
MITCHELL	0
MONTGOMERY	1
MOORE	31
NASH	3
NEW HANOVER	30
NORTHAMPTON	0
ONSLOW	16
ORANGE	33
PAMLICO	0
PASQUOTANK	0
PENDER	22
PERQUIMANS	0
PERSON	3
PITT	32
POLK	3

RANDOLPH	11
RICHMOND	1
ROBESON	13
ROCKINGHAM	13
ROWAN	18
RUTHERFORD	5
SAMPSON	4
SCOTLAND	10
STANLY	5
STOKES	5
SURRY	6
SWAIN	0
TRANSYLVANIA	0
TYRRELL	0
UNION	56
VANCE	1
WAKE	192
WARREN	0
WASHINGTON	0
WATAUGA	1
WAYNE	11
WILKES	6
WILSON	4
YADKIN	2
YANCEY	0


Damages Per 1,000 Transmissions

March
2025



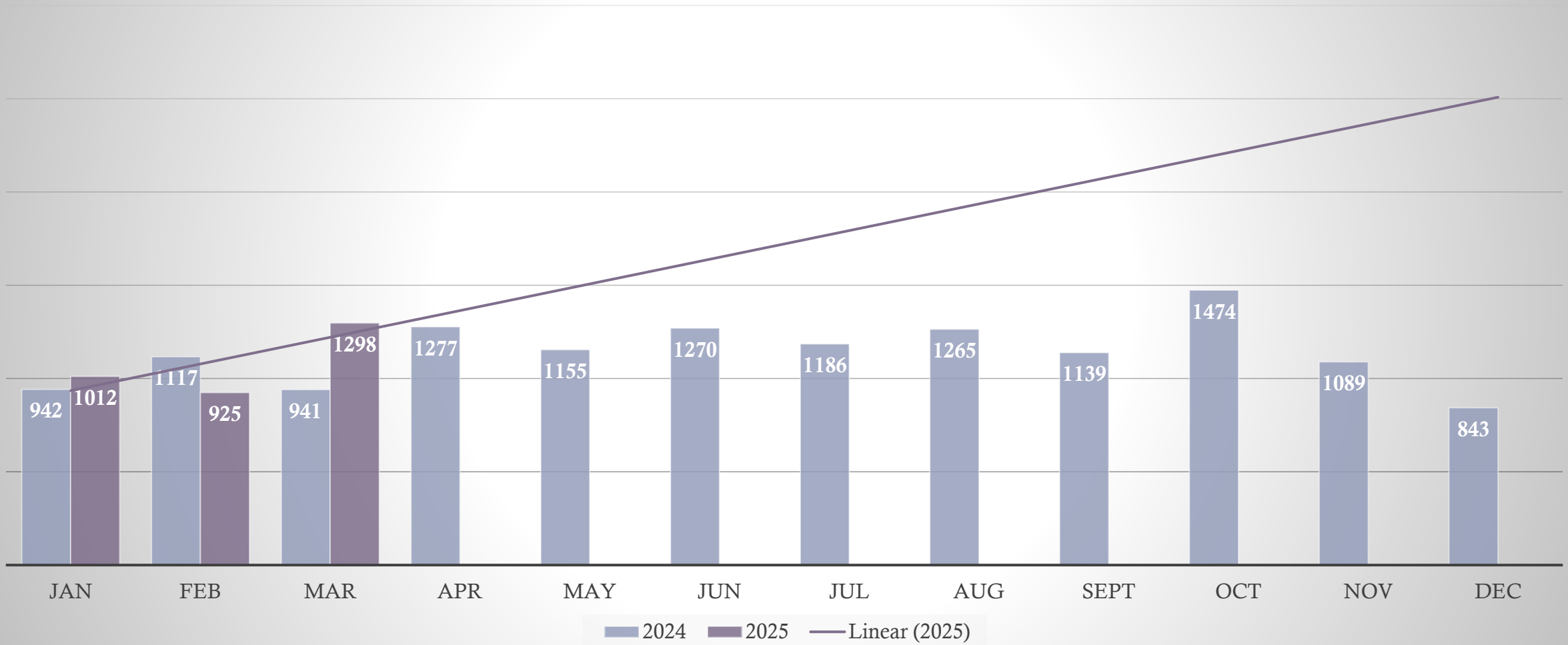
Legend

Quantile





Damages in North Carolina 2025 vs 2024





EDUCATION TEAM



Parrish Reddick
Piedmont Liaison



Steven Moore
Media Relations
Specialist



Ann Rushing
Education
Manager



Tami Groves
Southeast
Liaison



Howard
Corey
Eastern Liaison



Rory Phipps
Western Liaison



THANK YOU!

A copy of this presentation
is available at
www.ncucc.org



APRIL IS 811 MONTH

**Before you dig,
contact 811.**

NC 811.ORG

1/28/25

Anson Wc Mtg.

Next mtg 6/23/25

David Burr PDEmc 704-695-2516 dburr@pdemc.com

Elisa Garza PDemc egarza@pdemc.com

Renee Dennis PDemc 910-997-8945 rdennis@pdemc.com

Christiane Hill 704-438-0140 ext-chill20@ncdot.gov

Tami Groves 704-254-6723 tamig@nc811.org

Anson County UCC
April 2025

Meeting opened at 11:03 AM by Chair, David Burr

Who are we? Who is the UCC, what is our purpose?

PeeDee had a damage, replacing a pole- they were going back into the same hole, this was under the current installation.

There is boring on US74. NCDOT broadband from Wilmington to the other side of Charlotte.

There will soon be clearing and grading across from PeeDee. Hopefully bringing more industry to Anson County.

Sewer project 74/Crazy J's. Start there with sewer. Grant money received for the extension of sewer. The railroad has an economic team working to bring further business to Anson Co.

PeeDee has one hundred more pole change outs coming with Spectrum.
Anson/Union/Montgomery, most in Anson.

NCDOT – making sure everyone is working safely and working where they say they are.
Make sure all safety precautions are being adhered to.

NC811 presentation given by Tami Groves.

Next meeting June 30, 2025. Lunch will be provided by PeeDee.