
NC811 MONTHLY UPDATE

APRIL 2025



Cabarrus/Rowan/Stanly UCC

<https://nc811.org/national-safe-digging-month/>

Contest runs from now until April 30th



nc811.org/dare-to-dig

SHARE YOUR BANNERS

Once your banners are on display, scan the QR code on your banner to share a photo with NC811. We'll tag your company as a Safe Digging Partner on social media.



2025 TAILGATE WRAPS

*26 wraps are available
for free while they last.*

Apply today!



nc811.org/nc811-tailgate-wraps





**Safe digging at your fingertips.
Get the NC811 App.**



UPCOMING MEETINGS

- **Underground Damage Prevention Review Board**
April 23, 2025 at 10am
NC811, 5009 High Point Road, Greensboro
TEAMS MEETING: Visit the nc811.org calendar page for a link to the meeting,
- **NC811 Board**
April 25, 2025 at 8:30am
Chetola Resort
185 Chetola Lake Dr., Blowing Rock, NC
- **NCLRPC**
May 21, 2025 at 11am
NC811, 5009 High Point Road, Greensboro
TEAMS MEETING: Visit the ncucc.org calendar page for a link to the meeting,



CALENDAR

NC811 & NCUCC
event calendars can
be found on
nc811.org or the
nc811 app





DATA INSIGHTS

Locate Requests

Transmissions

County ticket volume
and distribution

“Shallow digging” is the #1 reason homeowners gave for digging without notifying 811 first.

Utilities can be buried just a few inches below the surface.



Contact 811. Every Dig. Every Time.



*Based on February 2025 polling



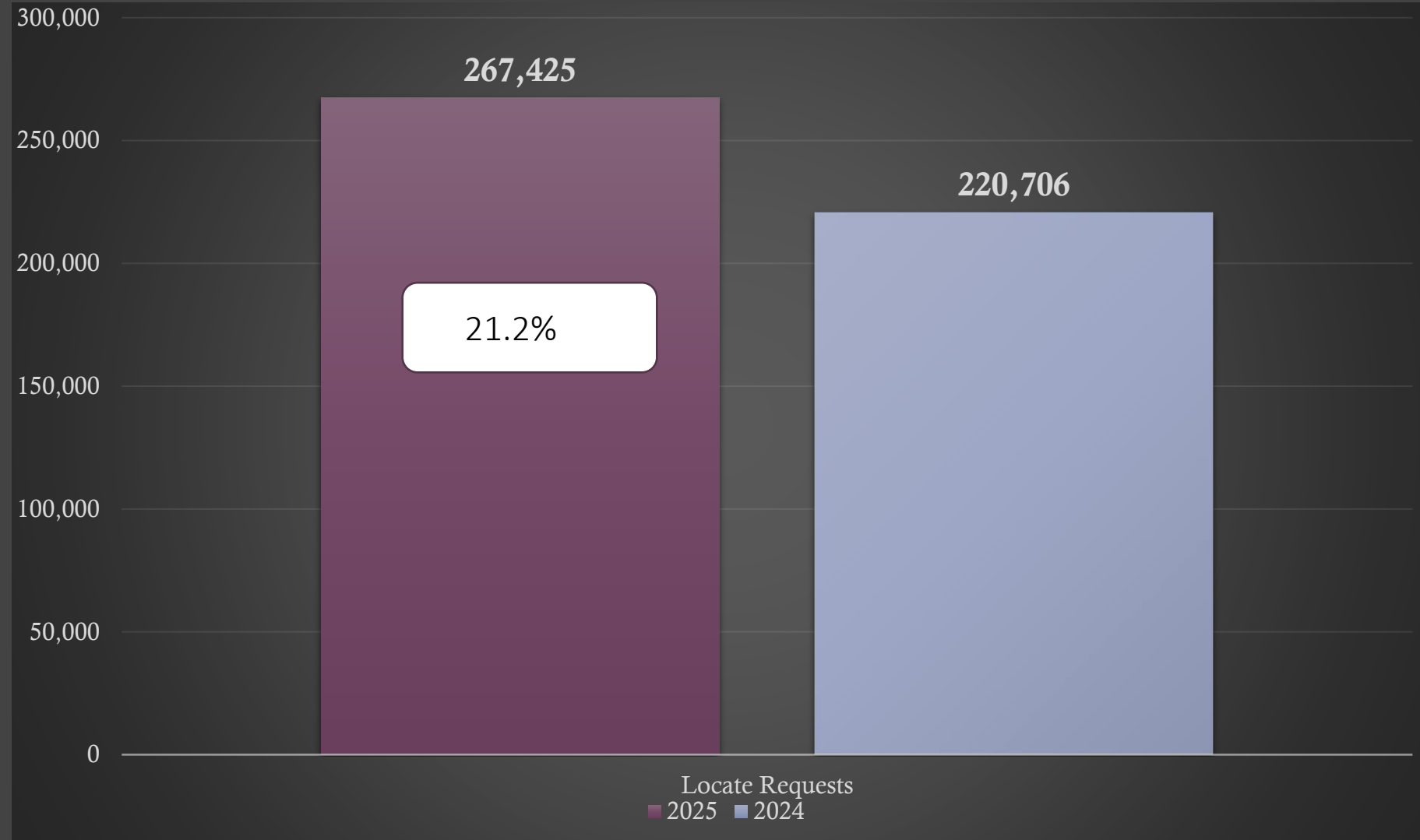
Locate Requests for NC – Mar. 25 vs 24



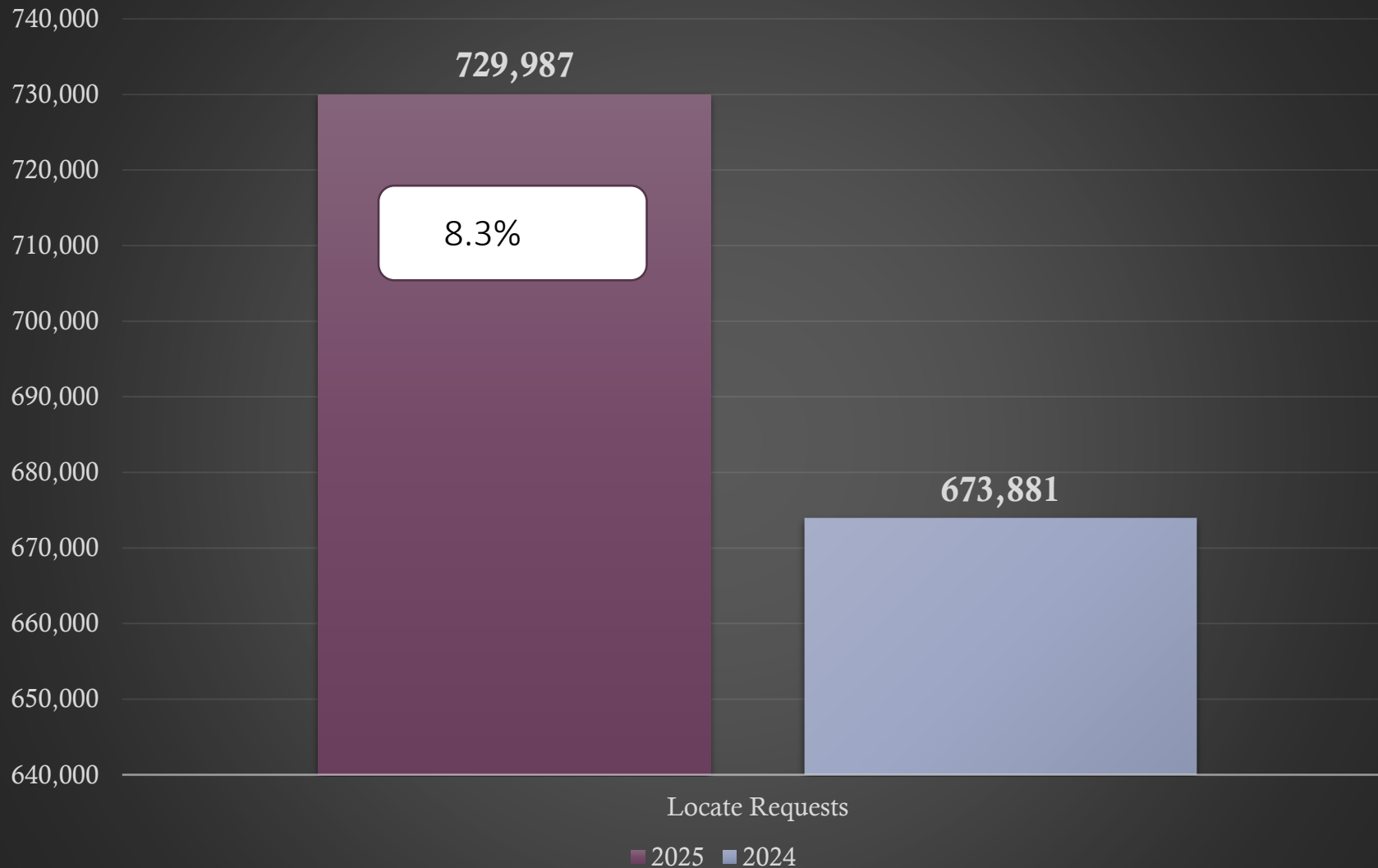
March. 2025 - 267,425 / 2024 - 220,706=(21.2%)

YTD 2025 - 729,987/ 2024 - 673,881 = +8.3%

Updates for March 2025 - (73,325) = 29.4% of volume / Feb 2025 (73,325) = 33.3% (3.9% Decrease from the month before)



Locate Requests for NC - YTD



March 2025 - 267,425 / 2024 - 220,706 = (21.2%)

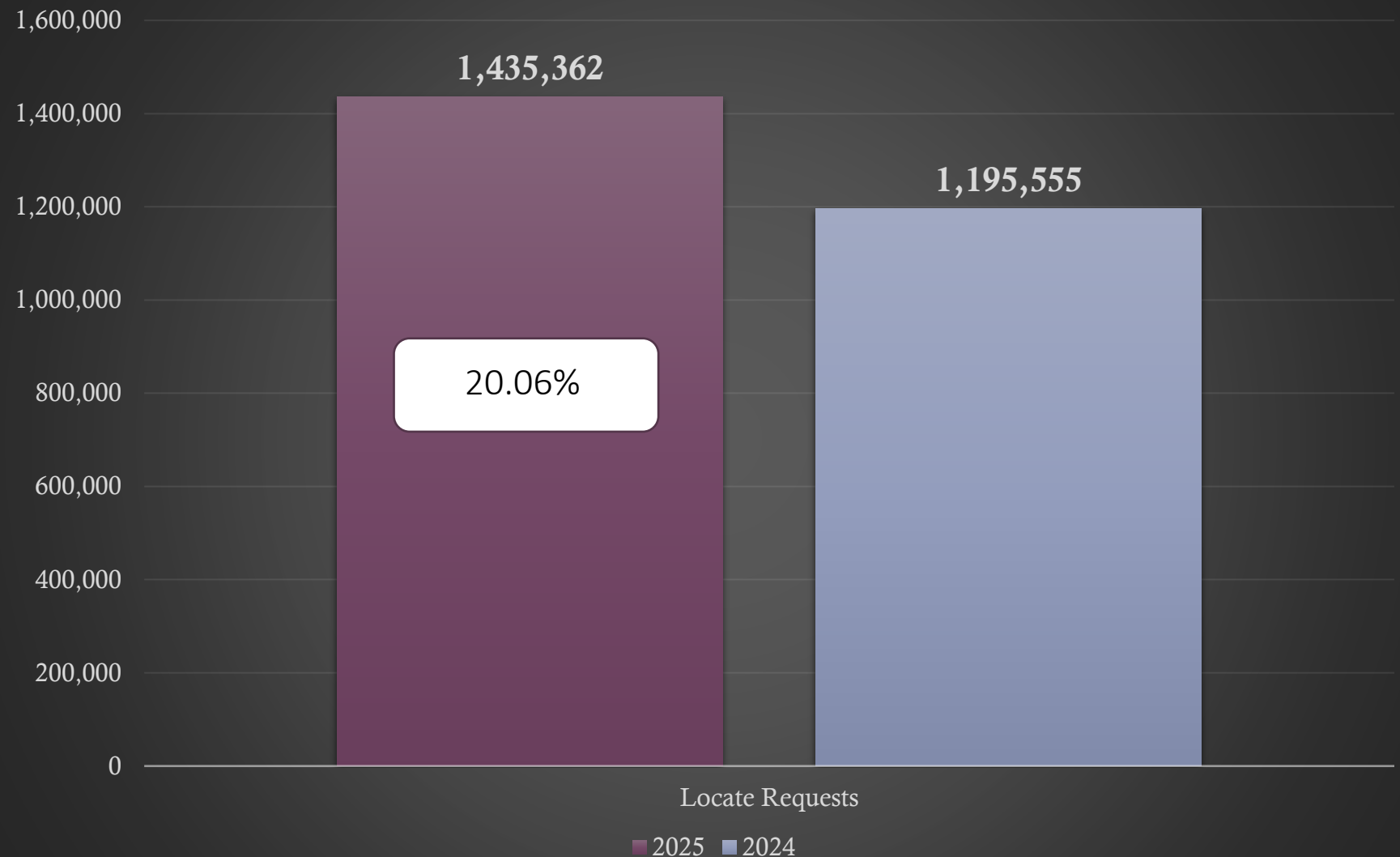
YTD 2025 - 729,987 / 2024 - 673,881 = +8.3%

Transmissions for NC – Mar. 25 vs 24

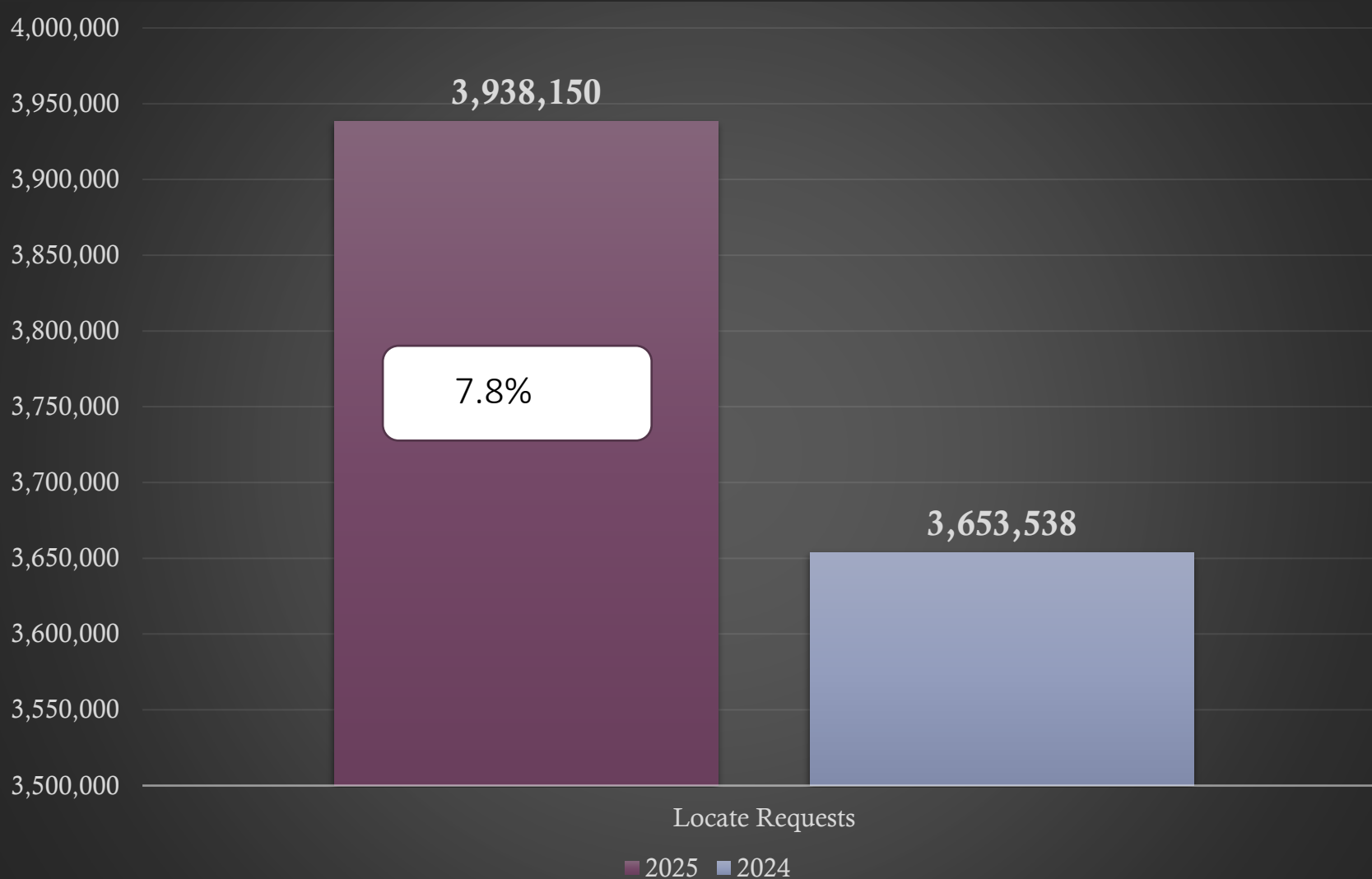


Transmissions MTD 2025-
1,435,362 / 2024 -
1,195,555= (20.06%)

Transmissions YTD 2025-
3,938,150 / 2024 -
3,653,538= (7.8%)



Transmissions for NC - YTD 2025



Transmissions MTD 2025-
1,435,362 / 2024 -
1,195,555= (20.06%)
Transmissions YTD 2025-
3,938,150 / 2024 - 3,653,538=
(7.8%)



COUNTY TICKET VOLUME

MARCH 2025 VS 2024

Cabarrus	3 HR	CNCL	NEW	RXMT	UPDT	TOTAL Tickets
2024	162	52	2661	52	1230	4157
2025	134	41	3045	54	1336	4610
	-17.3%	-21.2%	14.4%	3.8%	8.6%	10.9%
				Locates per day		231



COUNTY TICKET VOLUME

MARCH 2025 VS 2024

Rowan	3 HR	CNCL	NEW	RXMT	UPDT	TOTAL Tickets
2024	71	25	1384	35	697	2212
2025	48	38	1880	39	863	2868
	-32.4%	52.0%	35.8%	11.4%	23.8%	29.7%
				Locates per day		143



COUNTY TICKET VOLUME

MARCH 2025 VS 2024

Stanly	3 HR	CNCL	NEW	RXMT	UPDT	TOTAL Tickets
2024	24	9	710	14	314	1071
2025	207	22	1001	42	432	1704
	762.5%	144.4%	41.0%	200.0%	37.6%	59.1%
				Locates per day		85



COUNTY TICKET VOLUME

YTD VS PREVIOUS YEAR

Cabarrus	3 HR	CNCL	NEW	RXMT	UPDT	TOTAL Tickets
2024	608	122	8370	221	3614	12935
2025	400	121	7668	211	3592	11992
	-34.2%	-0.8%	-8.4%	-4.5%	-0.6%	-7.3%



COUNTY TICKET VOLUME

YTD VS PREVIOUS YEAR

Rowan	3 HR	CNCL	NEW	RXMT	UPDT	TOTAL Tickets
2024	258	79	4373	116	2117	6943
2025	206	93	5087	110	2511	8007
	-20.2%	17.7%	16.3%	-5.2%	18.6%	15.3%



COUNTY TICKET VOLUME

YTD VS PREVIOUS YEAR

Stanly	3 HR	CNCL	NEW	RXMT	UPDT	TOTAL
						Tickets
2024	113	20	2059	122	1195	3509
2025	429	36	2354	128	1076	4023
	279.6%	80.0%	14.3%	4.9%	-10.0%	14.6%



COUNTY TICKET DISTRIBUTION - MARCH

CABARRUS	4610
CABARRUS	31
CONCORD	2406
HARRISBURG	515
KANNAPOLIS	1139
LOCUST	18
MIDLAND	285
MOUNT PLEASANT	198



COUNTY TICKET DISTRIBUTION - MARCH

ROWAN	2868
CHINA GROVE	724
CLEVELAND	97
EAST SPENCER	21
ENOCHVILLE	13
FIVE POINTS	11
GOLD HILL	23
GRANITE QUARRY	33
KANNAPOLIS	378
LANDIS	70
MOUNT ULLA	99
ROCKWELL	121
SALISBURY	1182
SPENCER	61
WOODLEAF	15



COUNTY TICKET DISTRIBUTION - MARCH

STANLY	1704
ALBEMARLE	436
BIG LICK	13
LOCUST	258
NEW LONDON	75
NORWOOD	91
OAKBORO	271
PORTER	13
RED CROSS	15
RICHFIELD	58
STANFIELD	455



Top 10 Callers for MARCH - Cabarrus

1	UTILITY LINES CONSTRUCTION SERVICES INC	516
2	ITG	306
3	WINDSTREAM COMMUNICATIONS	206
4	PRINCE TELECOM	165
5	DUKE ENERGY	132
6	G CAMPBELL CONSTRUCTION	106
7	UTILITY LINES CONSTRUCTION SERVICES INC	87
8	SUNSET TELECOM	82
9	B AND G PIPELINE	77
10	HYPER NETWORKS LLC	73



Top 10 Callers for MARCH - Rowan

1	UTILITY LINES CONSTRUCTION SERVICES INC	478
2	ITG	290
3	WINDSTREAM COMMUNICATIONS	213
4	B & G PIPELINE COMPANY	158
5	KINETIC WINDSTREAM	107
6	CITY OF SALISBURY	92
7	DUKE ENERGY	63
8	AT&T UTILITY OPERATIONS	62
9	UTILITY LINES CONSTRUCTION SERVICES INC	41
10	PIEDMONT NATURAL GAS	35



Top 10 Callers for MARCH - Stanly

1	S M UNDERGROUND CABLE LLC	269
2	WINDSTREAM COMMUNICATIONS	127
3	N A G INFRASTRUCTURE LLC	114
4	MEARS GROUP	113
5	UTILITY LINES CONSTRUCTION SERVICES INC	81
6	SEMF LLC	79
7	CITY OF ALBEMARLE	59
8	SOUTHEAST CONNECTIONS LLC	52
9	UTILITY LINES CONSTRUCTION SERVICES INC	51
10	GTS ONE INC	34

DAMAGES

DIRT Damage Information
Reporting Tool





MARCH Damages

Grand Total – 1,298

ALAMANCE	8
ALEXANDER	5
ALLEGHANY	0
ANSON	0
ASHE	1
AVERY	2
BEAUFORT	1
BERTIE	3
BLADEN	0
BRUNSWICK	11
BUNCOMBE	14
BURKE	3
CABARRUS	23
CALDWELL	9
CAMDEN	1
CARTERET	6
CASWELL	2
CATAWBA	10
CHATHAM	16
CHEROKEE	1
CHOWAN	0
CLAY	4
CLEVELAND	8
COLUMBUS	2
CRAVEN	13

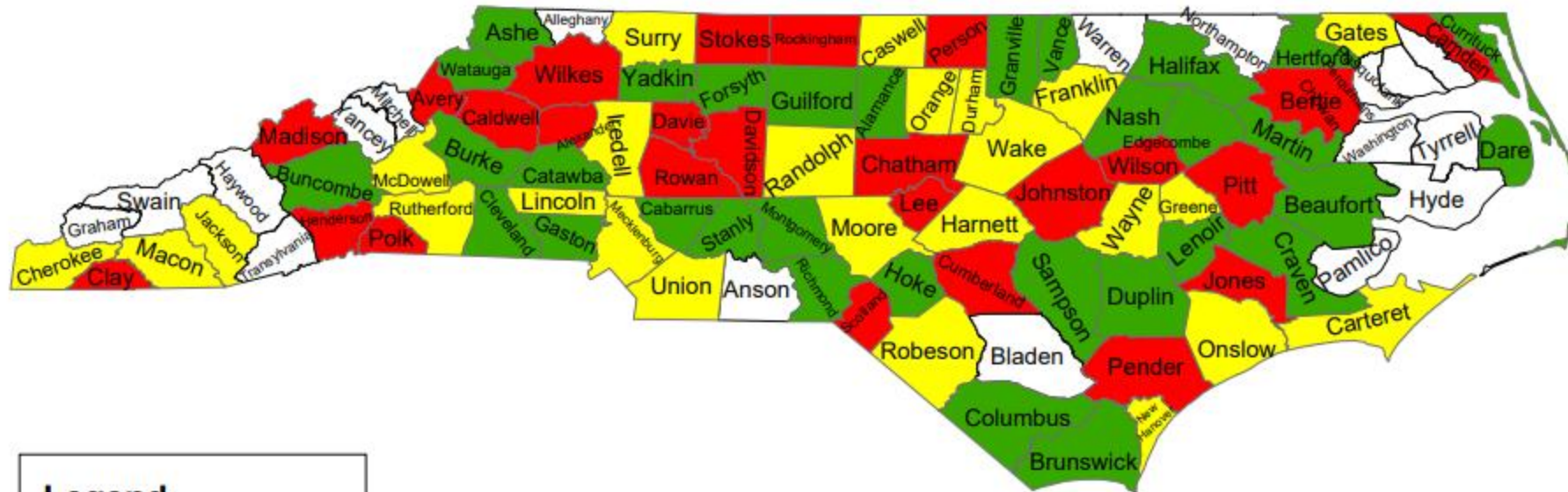
CUMBERLAND	57
CURRITUCK	4
DARE	13
DAVIDSON	21
DAVIE	8
DUPLIN	1
DURHAM	61
EDGECOMBE	2
FORSYTH	30
FRANKLIN	6
GASTON	8
GATES	2
GRAHAM	0
GRANVILLE	2
GREENE	2
GUILFORD	30
HALIFAX	2
HARNETT	33
HAYWOOD	0
HENDERSON	22
HERTFORD	1
HOKE	2
HYDE	0
IREDELL	30

JACKSON	3
JOHNSTON	64
JONES	1
LEE	17
LENOIR	3
LINCOLN	10
MACON	2
MADISON	1
MARTIN	1
MCDOWELL	4
MECKLENBURG	174
MITCHELL	0
MONTGOMERY	1
MOORE	31
NASH	3
NEW HANOVER	30
NORTHAMPTON	0
ONSLOW	16
ORANGE	33
PAMLICO	0
PASQUOTANK	0
PENDER	22
PERQUIMANS	0
PERSON	3
PITT	32
POLK	3

RANDOLPH	11
RICHMOND	1
ROBESON	13
ROCKINGHAM	13
ROWAN	18
RUTHERFORD	5
SAMPSON	4
SCOTLAND	10
STANLY	5
STOKES	5
SURRY	6
SWAIN	0
TRANSYLVANIA	0
TYRRELL	0
UNION	56
VANCE	1
WAKE	192
WARREN	0
WASHINGTON	0
WATAUGA	1
WAYNE	11
WILKES	6
WILSON	4
YADKIN	2
YANCEY	0


Damages Per 1,000 Transmissions

March
2025



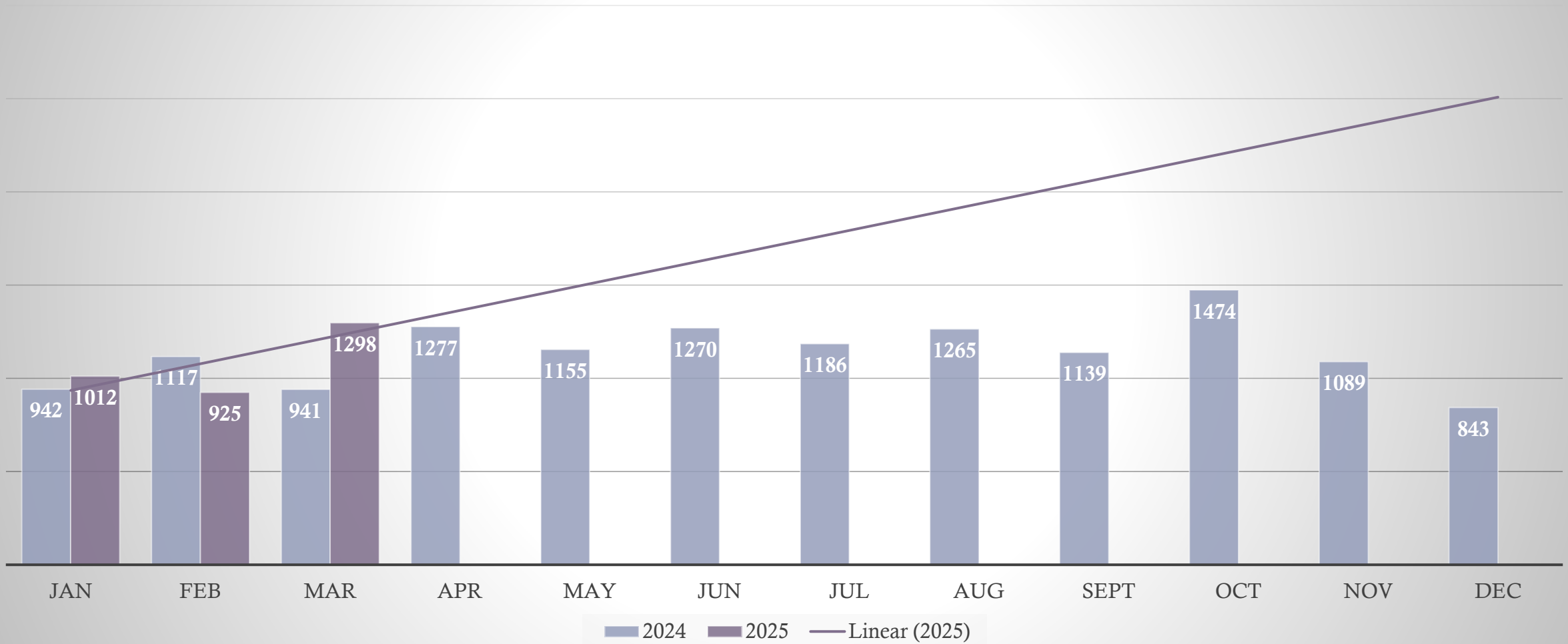
Legend

Quantile





Damages in North Carolina 2025 vs 2024





EDUCATION TEAM



Parrish Reddick
Piedmont Liaison



Steven Moore
Media Relations
Specialist



Ann Rushing
Education
Manager



Tami Groves
Southeast
Liaison



Howard
Corey
Eastern Liaison



Rory Phipps
Western Liaison



THANK YOU!

A copy of this presentation
is available at

www.ncucc.org



**Before you dig,
contact 811.**



Calaburnus / Korman / Stanley

April 2015

Tami Givens NC 811 336-601-8644

Mitchell Seals PNG 743-217-8411

Fidel DeGalleo PNG (336) 207-0598

Paul Coutinho Sonshe Trench 919-538-3377

Bryson Sieghed City of Concord 704-213-6987

Chris Holschoser City of Concord 704-798-4277

Damon Davis SRU 704-458-0214

Sash Yaltes City of Concord 704 791 5308

Zac Harris PNG 336-442-7083

Vickie Edlerman City of Salisbury 704-213-3659

Travis Rayner Eubridge Bras

Daniel Coble PNG 704-640-8861

Meeting opened at 10:02 by Josh Yester

Sevel One by Zac Harris

Cabarrus/Rowan/Stanly Co UCC

April 2025

Meeting opened by Co Chair, Josh Yelton

Level one safety given by Zac Harris

NC811 presentation given by Tami Groves

City of Concord – Google/Windstream two miles of feet intended. Calling in locates but don't have permits yet. Hyper is calling in private stuff, not calling the City. Had meetings with Windstream – also no permits.

Piedmont Utility Group digging but do not have state permits. At the Speedway and went into Concord and hit a 16" water. State shut them down. Must soft dig.

Make sure to enter tickets correctly.

City of Salisbury – one bore crew coming out of Davidson. One bore crew going to Albemarle.

Enbridge – B & G in Cabarrus – Concord. Should be almost complete on the Rowan side. Lot of new mains.

Sunstate – they are available if they can be of assistance.

Piedmont Natural Gas – They have a project getting fast tracked East Spencer. Involved project. Broad Street. General shell 2500' of 8" to be replaced. Integrity project. SEC doing the work.

Next meeting Concord May 8th