



JUNE 2025

NC811 MONTHLY UPDATE

BUNCOMBE



Upcoming meetings

- **Excavator Safety Day-PNG /closed**
June 25, 2025 at 8:00am
PNG, 2611 Greengate Drive, Greensboro
- **NC State UCC Meeting**
July 8, 2025 at 10:00am
Charlotte Water,
5730 General Commerce Dr., Charlotte
- **NC811 Board**
July 18, 2025 at 8:30am
Crowne Plaza Resort,
1 Resort Drive, Asheville



Tailgate Wraps

20 wraps still available for free.

Apply today!



nc811.org/nc811-tailgate-wraps





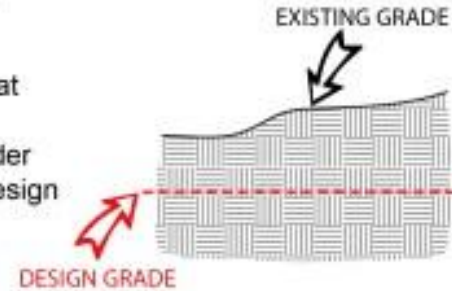
Grading is
excavation and
requires a locate.

Land Development 101

ROUGH GRADING TERMS

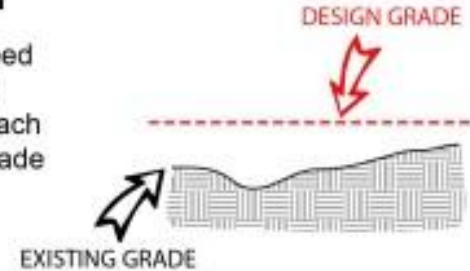
1. CUT

Existing dirt that needs to be removed in order to reach the design grade below.

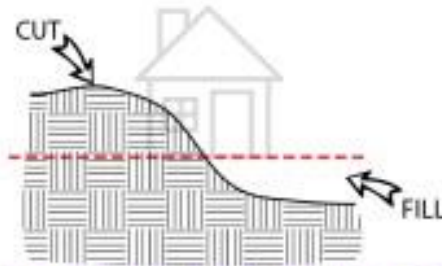


2. FILL

Areas that need to be filled in with dirt to reach the design grade above.



3. TRANSITION LOT



A lot where both a "cut" and a "fill" occur.

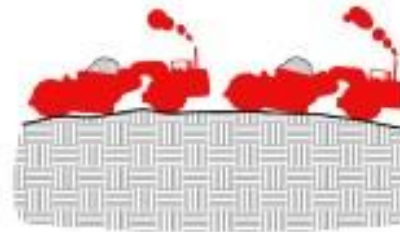
4. SITE CLEARING/DEMO



Removal of all vegetation, roots, trash, and other debris on site prior to the rough grade beginning.

5. MASS EXCAVATION

The removal and transportation of large volumes of dirt using large pieces of equipment (scrapers).



6. OVER-EXCAVATION

Additional excavation beyond the design grade in order to prep a solid foundation for houses or other structures.



Data Insights

Locate Requests

Transmissions

County ticket volume
and distribution



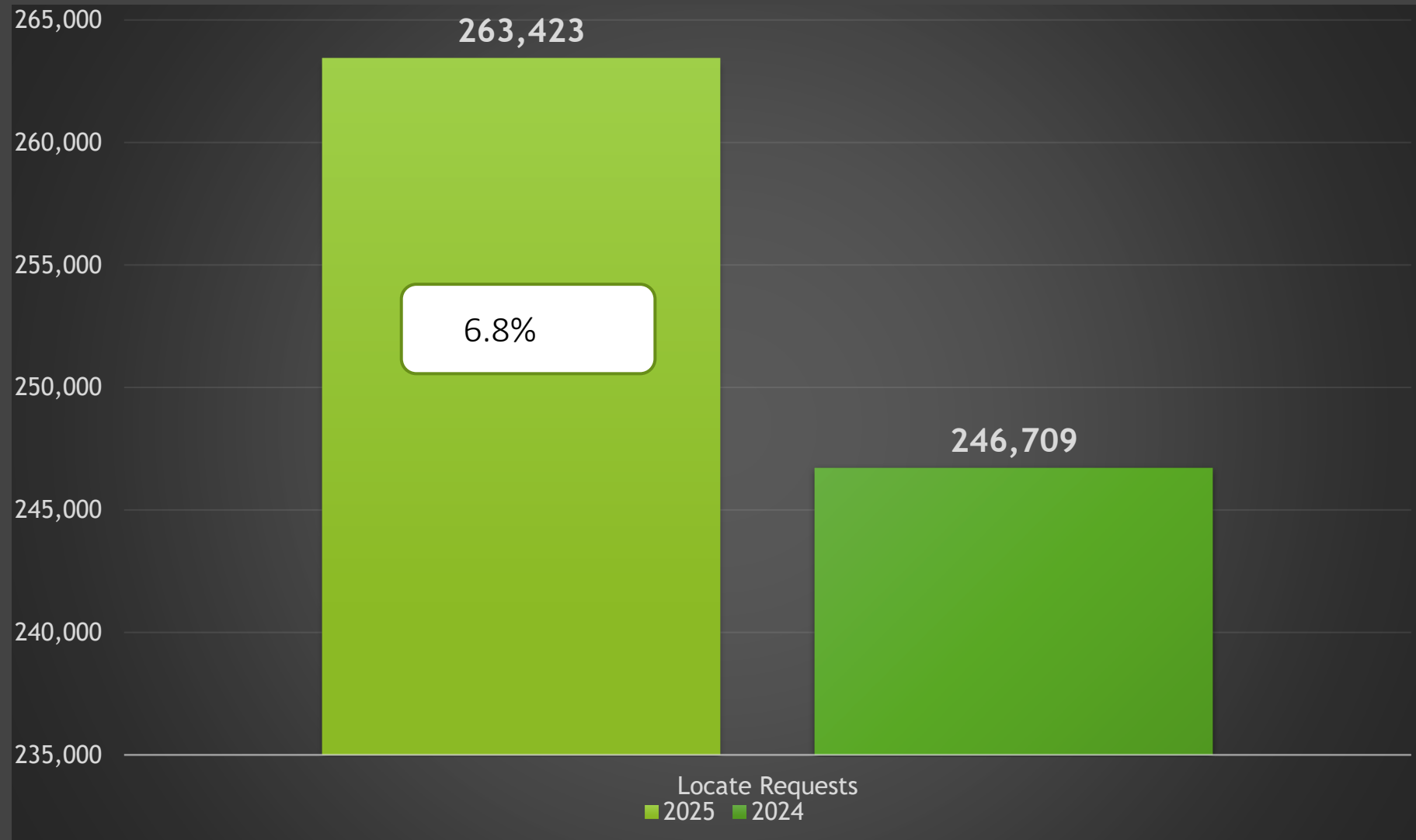
Locate Requests for NC - MAY 25 vs 24



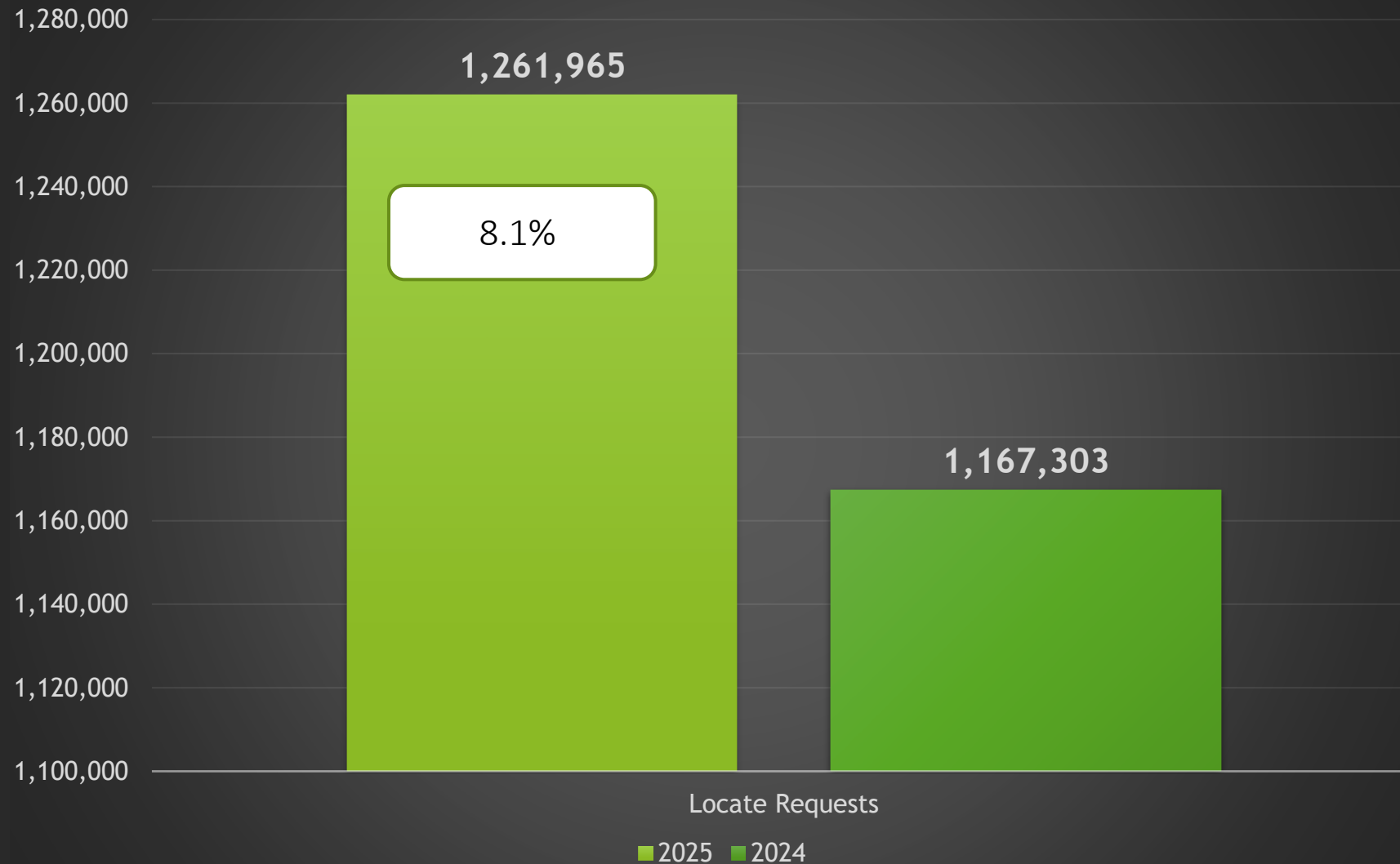
May, 2025 - 263,423 / 2024 - 246,709 = (6.8%)

YTD 2025 - 1,261,965 / 2024 - 1,167,303 = +8.1%

Updates for May (79,800)
= 30.3% of volume / 2025 April
(78,026) = 29.1% (1.2%
Increase from the month
before)



Locate Requests for NC - YTD



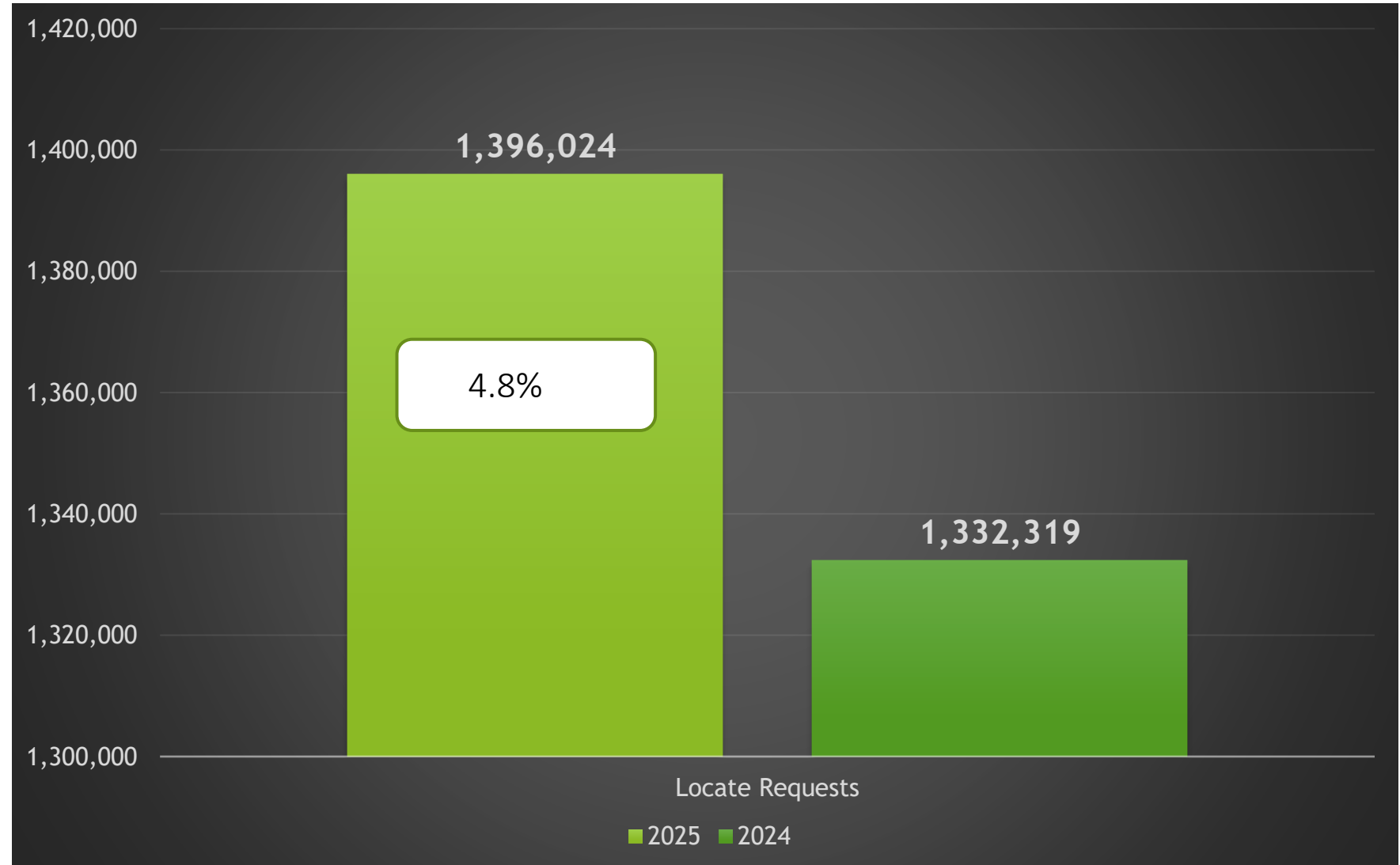
May, 2025 - 263,423 / 2024 -
246,709=(6.8%)
YTD 2025 - 1,261,965/ 2024 -
1,167,303 = +8.1%

Transmissions for NC - MAY 25 vs 24

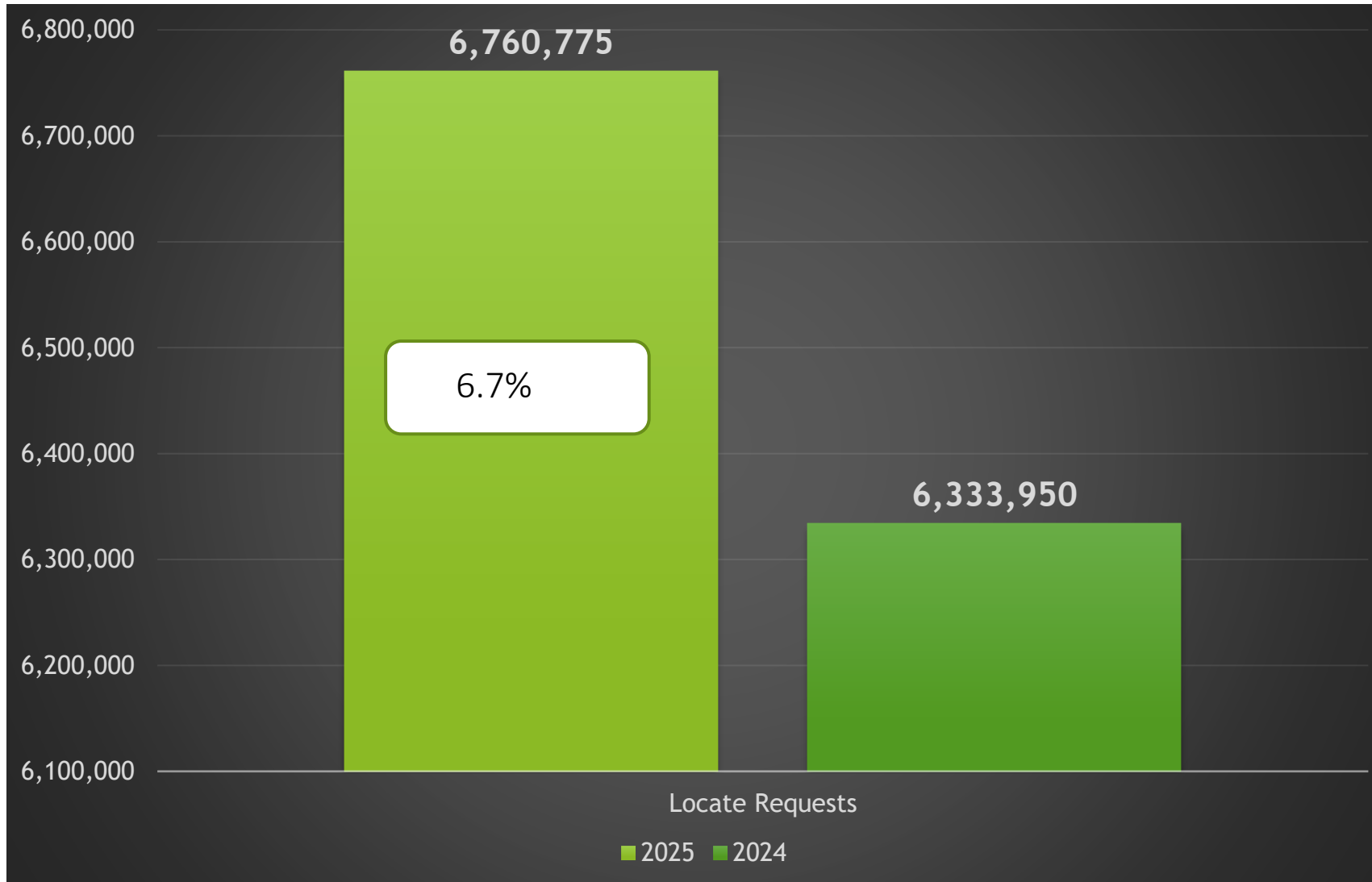


Transmissions MTD 2025-
1,396,024 / 2024 -
1,332,319 = (4.8%)

Transmissions YTD 2025-
6,760,775 / 2024 - 6,333,950 =
(6.7%)



Transmissions for NC - YTD 2025



Transmissions MTD 2025-
1,396,024 / 2024 -
1,332,319 = (4.8%)

Transmissions YTD 2025-
6,760,775 / 2024 - 6,333,950 =
(6.7%)



County ticket Volume

MAY 2025 VS 2024

Buncombe	3 HR	CNCL	NEW	RXMT	UPDT	TOTAL Tickets
2024	288	24	2774	118	1529	4733
2025	319	40	3102	279	1786	5526
+/- Var	10.8%	66.7%	11.8%	136.4%	16.8%	16.8%
				Locates per day		251



County ticket Volume

YTD VS PREVIOUS YEAR

Buncombe	3 HR	CNCL	NEW	RXMT	UPDT	TOTAL Tickets
2024	794	229	13966	435	7286	22710
2025	1489	245	14762	1091	9012	26599
+/- Var	87.5%	7.0%	5.7%	150.8%	23.7%	17.1%
			Locates per day			253



County ticket distribution - MAY

BUNCOMBE	5526
ALEXANDER	24
ARDEN	560
ASHEVILLE	2822
AVERY CREEK	24
BARNARDSVILLE	64
BENT CREEK	5
BILTMORE FOREST	149
BLACK MOUNTAIN	287
CANDLER	280
ENKA	7

FAIRVIEW	259
HAW CREEK	3
HOMINY	11
LEICESTER	185
OTEEN	6
RIDGECREST	3
ROYAL PINES	6
SWANNANOA	212
WEAVERVILLE	470
WEST ASHEVILLE	14
WOODFIN	122



Top 10 Callers for MAY

Buncombe	Company	Total
1	TENNOCA CONSTRUCTION COMPANY	508
2	MB HAYNES CORPORATION	396
3	ITG	326
4	ANSCO & ASSOCIATES LLC	189
5	AT&T UTILITY OPERATIONS	155
6	FOREMOST PIPELINE CONSTRUCTION COMPANY	147
7	DUKE ENERGY	132
8	SUMTER UTILITIES INC	127
9	SUPERIOR FENCE AND RAIL	118
10	FLUOR-UNITED	98

DAMAGES

DIRT Damage Information
Reporting Tool





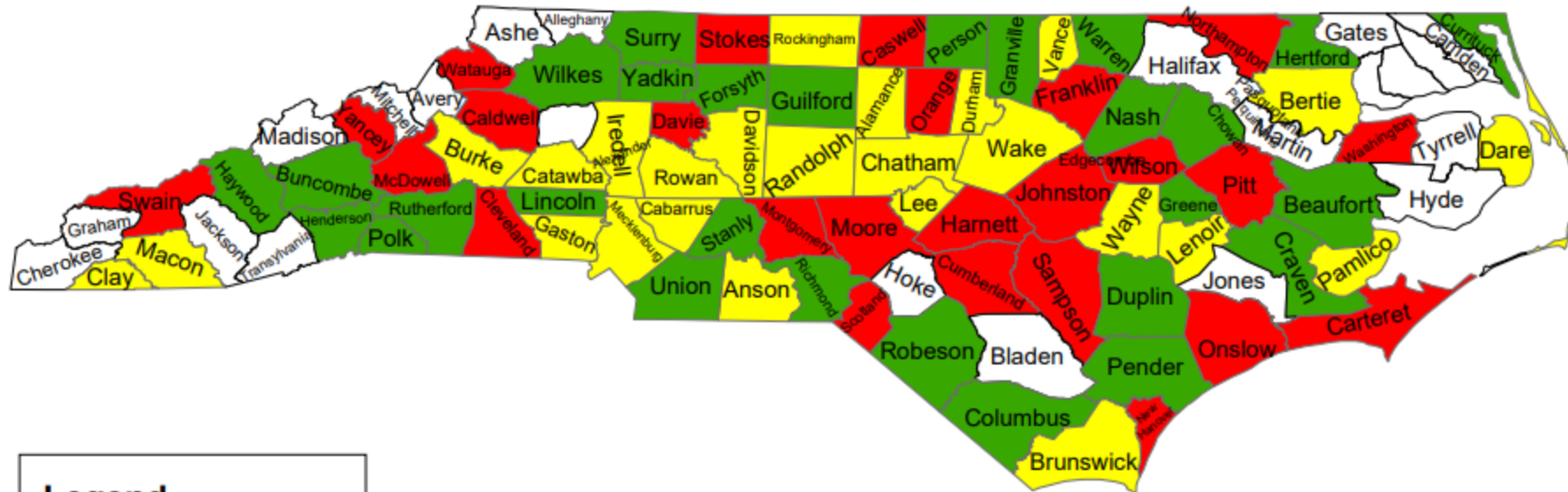
MAY DAMAGES BY COUNTY

Grand Total – 1,209

NC-Alamance	17	NC-Duplin	4	NC-Mecklenburg	151	NC-Tyrrell	1
NC-Alexander	2	NC-Durham	98	NC-Moore	25	NC-Union	46
NC-Anson	4	NC-Edgecombe	6	NC-Nash	7	NC-Vance	2
NC-Avery	1	NC-Forsyth	25	NC-New Hanover	47	NC-Wake	158
NC-Beaufort	3	NC-Franklin	9	NC-Northampton	3	NC-Warren	4
NC-Bertie	3	NC-Gaston	9	NC-Onslow	17	NC-Watauga	4
NC-Bladen	2	NC-Granville	1	NC-Orange	13	NC-Wayne	4
NC-Brunswick	14	NC-Greene	3	NC-Pamlico	1	NC-Wilkes	2
NC-Buncombe	16	NC-Guilford	33	NC-Pasquotank	1	NC-Wilson	1
NC-Burke	2	NC-Harnett	31	NC-Pender	10		
NC-Cabarrus	29	NC-Haywood	4	NC-Perquimans	1		
NC-Caldwell	8	NC-Henderson	9	NC-Person	2		
NC-Carteret	7	NC-Hertford	1	NC-Pitt	17		
NC-Catawba	16	NC-Hoke	4	NC-Polk	2		
NC-Chatham	24	NC-Hyde	1	NC-Randolph	10		
NC-Chowan	1	NC-Iredell	20	NC-Richmond	3		
NC-Clay	1	NC-Jackson	4	NC-Robeson	9		
NC-Cleveland	9	NC-Johnston	59	NC-Rockingham	3		
NC-Columbus	4	NC-Lee	5	NC-Rowan	7		
NC-Craven	5	NC-Lenoir	4	NC-Rutherford	13		
NC-Cumberland	64	NC-Lincoln	7	NC-Sampson	5		
NC-Currituck	7	NC-Macon	7	NC-Scotland	3		
NC-Dare	11	NC-Madison	1	NC-Stanly	6		
NC-Davidson	20	NC-Martin	1	NC-Stokes	2		
NC-Davie	3	NC-McDowell	9	NC-Surry	1		

Damages Per 1,000 Transmissions

May
2025

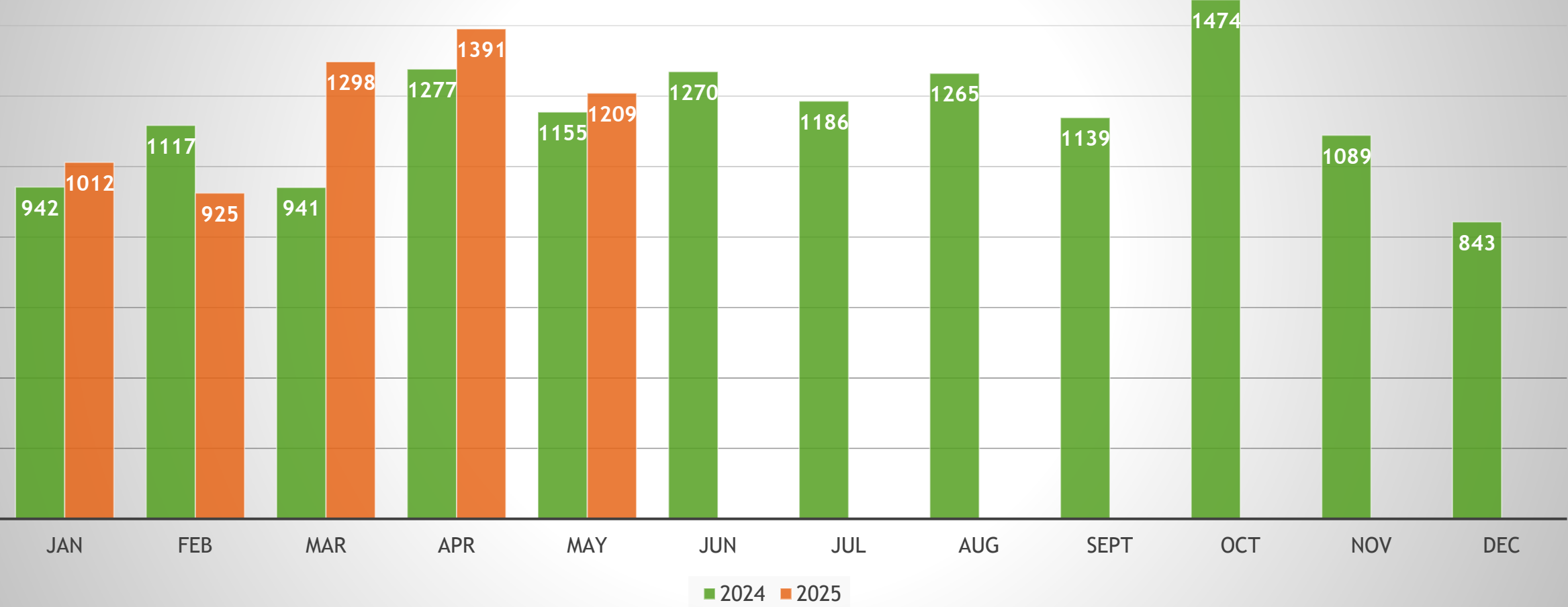


Legend

Quantile

	0.000000
	0.000001 - 0.780292
	0.780293 - 1.124859
	1.124860 - 2.952030

Damages in North Carolina 2025 vs 2024



PLEASE NOTE

If the diameter or width of the facility is greater than four inches, the dimension of the facility shall be indicated at least every 50 feet in the area of the proposed excavation or demolition. An operator who operates multiple facilities in the area of the proposed excavation or demolition shall locate each facility.

The operator's identity, marked as provided in subdivision (1) of this subsection, in the area where the proposed excavation or demolition is to occur. At a minimum, the operator's identity shall be marked at the beginning point, at intervals of 200 linear feet, and at the end point of the proposed excavation or demolition.

50
feet

8"

8"

8"

8"

ABC Gas Company

200
feet

Education Team



Ann Rushing
Education Manager



Parrish Riddick
Education Liaison, Piedmont Region



Rory Phipps
Education Liaison, Western Region



Howard Corey
Education Liaison, Eastern Region



Tami Groves
Education Liaison, Southwest Region



Steve Moore
Media Relations Specialist



CALENDAR

NC811 & NCUCC
event calendars
can be found on
nc811.org or the
nc811 app





THANK YOU!

A copy of this presentation
is available at

www.ncucc.org



[illegible]