



JUNE 2025
NC811 MONTHLY UPDATE

LEE UCC



Upcoming meetings

- **NC State UCC Meeting**
July 8, 2025 at 10:00am
Charlotte Water,
5730 General Commerce Dr., Charlotte
- **NC811 Board**
July 18, 2025 at 8:30am
Crowne Plaza Resort,
1 Resort Drive, Asheville



Tailgate Wraps

20 wraps still available for free.

Apply today!



nc811.org/nc811-tailgate-wraps





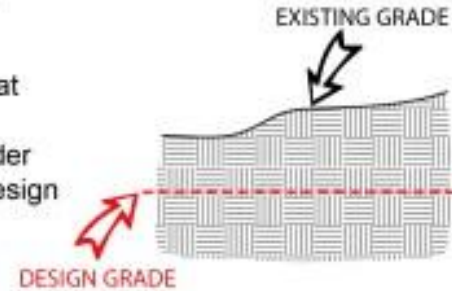
Grading is
excavation and
requires a locate.

Land Development 101

ROUGH GRADING TERMS

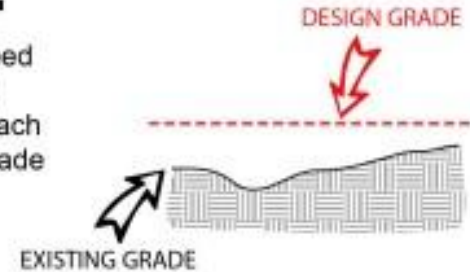
1. CUT

Existing dirt that needs to be removed in order to reach the design grade below.

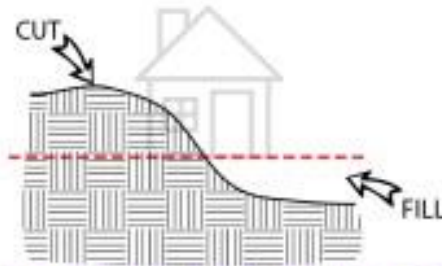


2. FILL

Areas that need to be filled in with dirt to reach the design grade above.



3. TRANSITION LOT



A lot where both a "cut" and a "fill" occur.

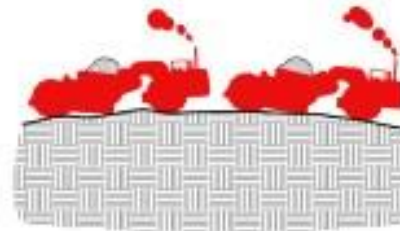
4. SITE CLEARING/DEMO



Removal of all vegetation, roots, trash, and other debris on site prior to the rough grade beginning.

5. MASS EXCAVATION

The removal and transportation of large volumes of dirt using large pieces of equipment (scrapers).



6. OVER-EXCAVATION

Additional excavation beyond the design grade in order to prep a solid foundation for houses or other structures.



Data Insights


Locate Requests

Transmissions

County ticket volume
and distribution



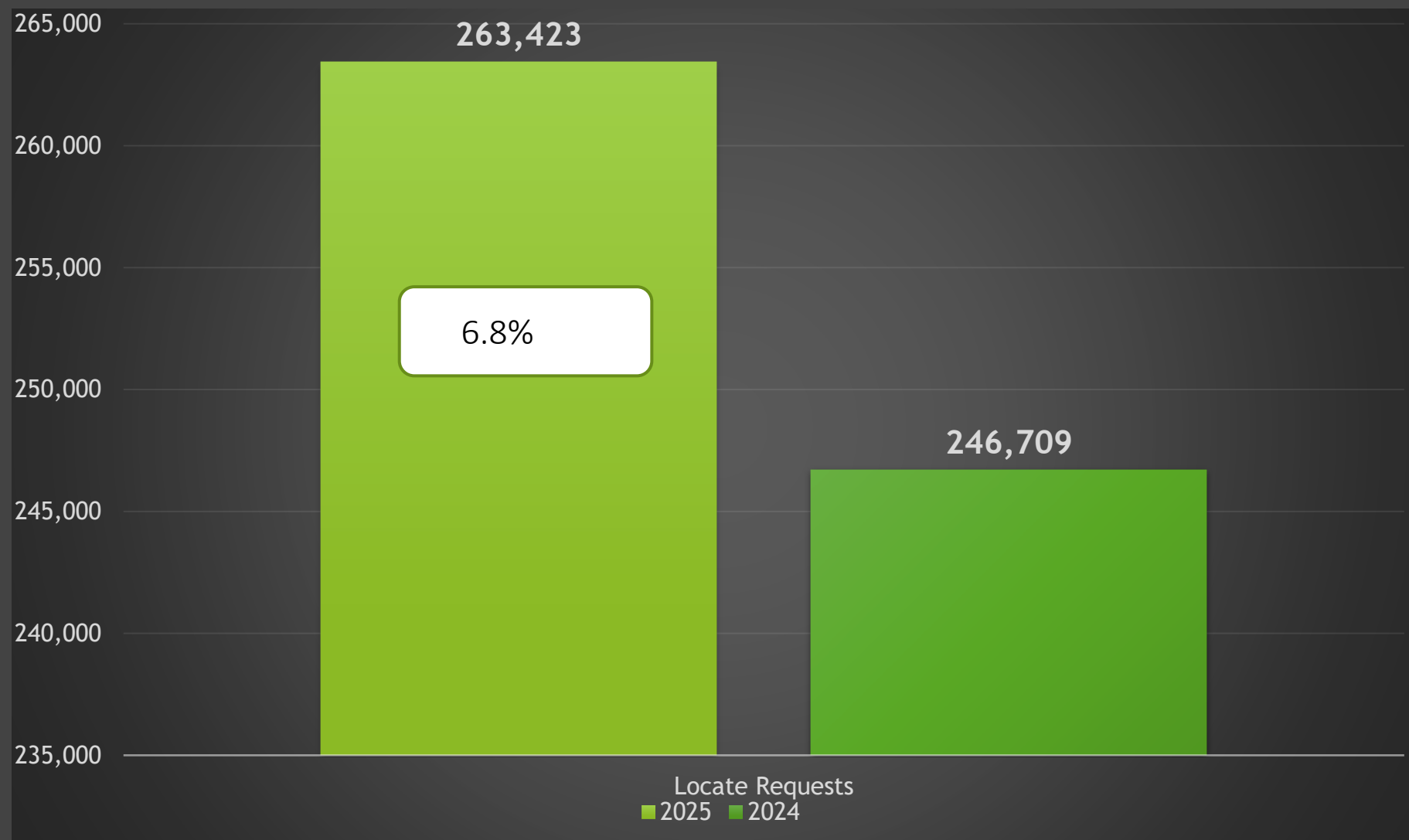
Locate Requests for NC - MAY 25 vs 24



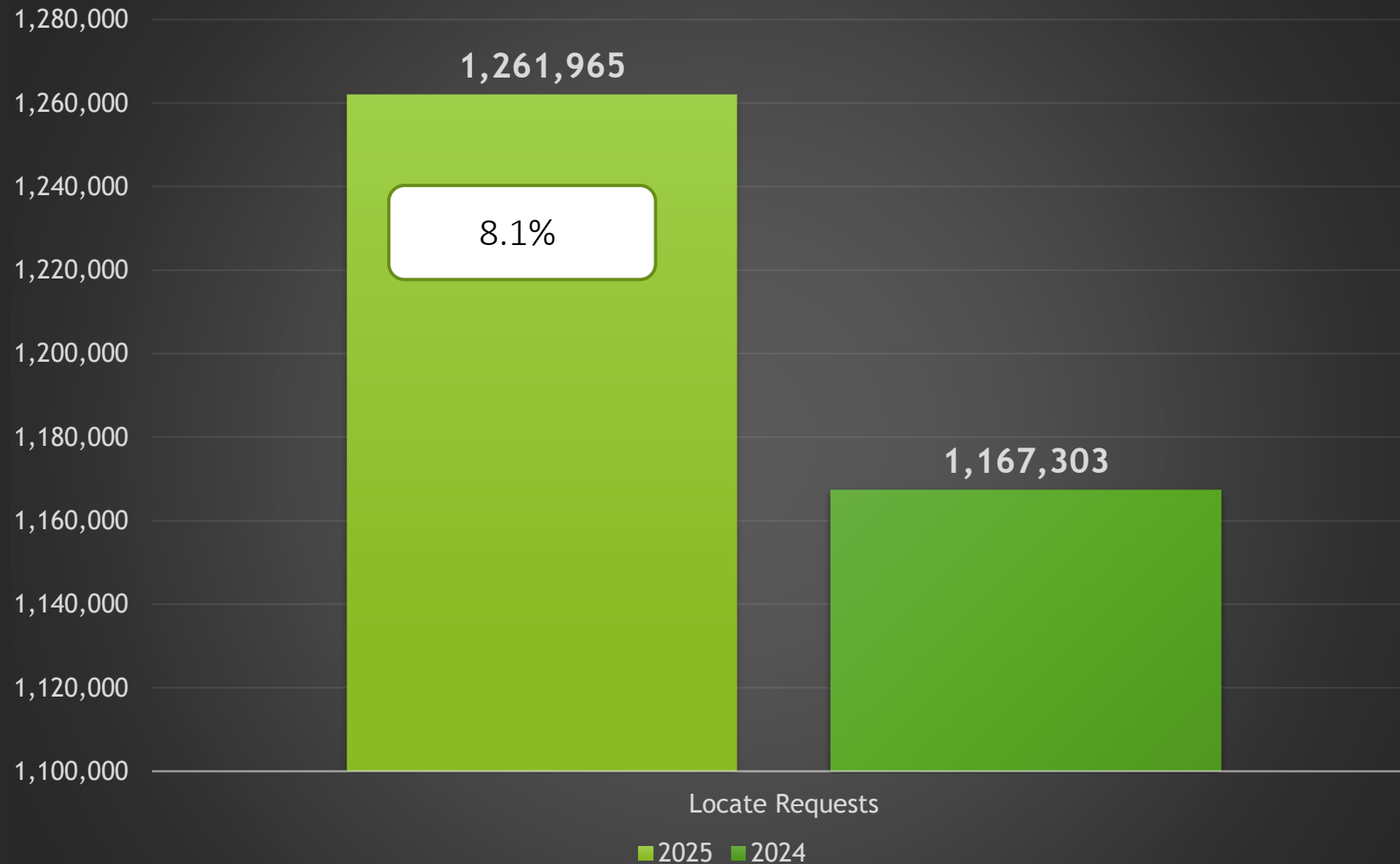
May, 2025 - 263,423 / 2024 - 246,709 = (6.8%)

YTD 2025 - 1,261,965 / 2024 - 1,167,303 = +8.1%

Updates for May (79,800)
= 30.3% of volume / 2025 April
(78,026) = 29.1% (1.2%
Increase from the month
before)



Locate Requests for NC - YTD



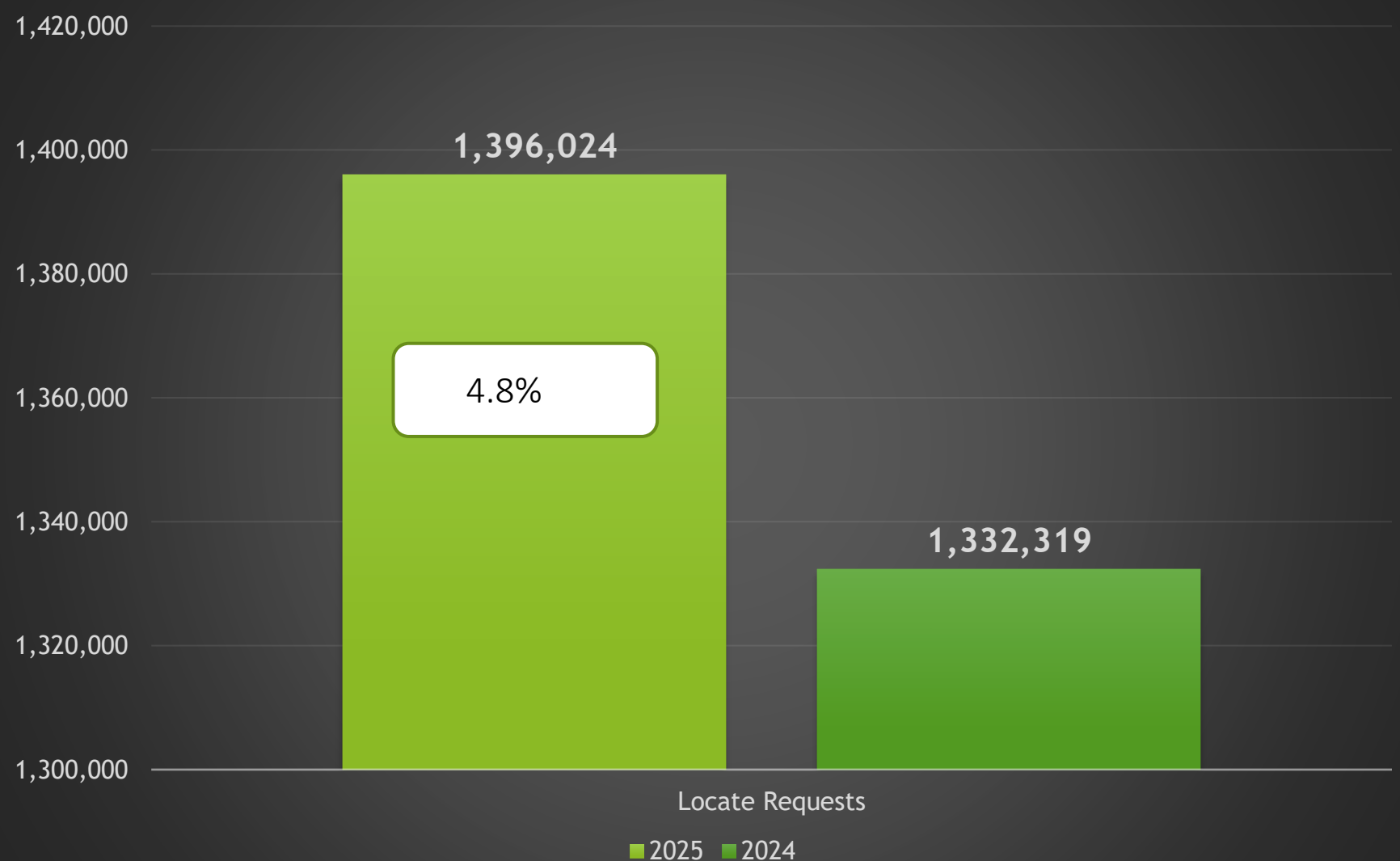
May, 2025 - 263,423 / 2024 - 246,709=(6.8%)
YTD 2025 - 1,261,965/ 2024 - 1,167,303 = +8.1%

Transmissions for NC - MAY 25 vs 24

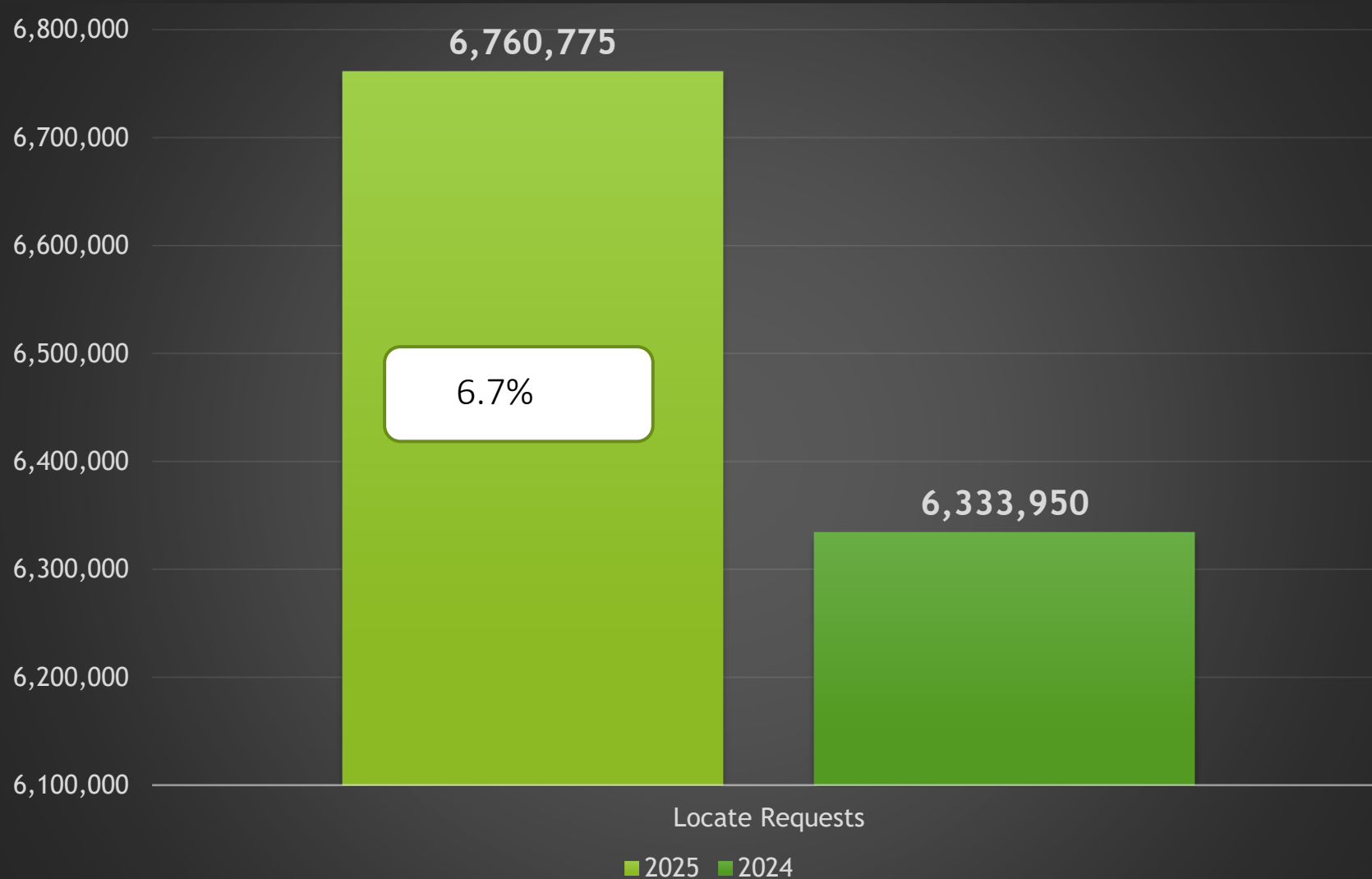


Transmissions MTD 2025-
1,396,024 / 2024 -
1,332,319 = (4.8%)

Transmissions YTD 2025-
6,760,775 / 2024 - 6,333,950 =
(6.7%)



Transmissions for NC - YTD 2025



Transmissions MTD 2025-
1,396,024 / 2024 -
1,332,319 = (4.8%)

Transmissions YTD 2025-
6,760,775 / 2024 - 6,333,950 =
(6.7%)



County ticket Volume

MAY 2025 VS 2024

| Lee | 3 HR | CNCL | NEW | RXMT | UPDT | TOTAL Tickets |
|------|--------|--------|--------|-----------------|-------|---------------|
| 2024 | 141 | 25 | 1066 | 33 | 788 | 2053 |
| 2025 | 75 | 6 | 867 | 21 | 734 | 1703 |
| | -46.8% | -76.0% | -18.7% | -36.4% | -6.9% | -17.0% |
| | | | | Locates per day | | 77 |



County ticket Volume

YTD VS PREVIOUS YEAR

| Lee | 3 HR | CNCL | NEW | RXMT | UPDT | TOTAL Tickets |
|------|-------|--------|--------|-------|-------|------------------|
| 2024 | 485 | 88 | 5323 | 152 | 2841 | 8889 |
| 2025 | 644 | 58 | 4413 | 248 | 3176 | 8539 |
| | 32.8% | -34.1% | -17.1% | 63.2% | 11.8% | -3.9% |



County ticket distribution - MAY

| | |
|-------------------|-------------|
| LEE | 1703 |
| BROADWAY | 106 |
| CAROLINA TRACE | 22 |
| COLON | 2 |
| COOL SPRINGS | 1 |
| JONESBORO HEIGHTS | 1 |
| LEMON SPRINGS | 10 |
| SANFORD | 1547 |
| SWANN | 4 |
| TRAMWAY | 1 |
| WHITE HILL | 1 |



Top 10 Callers for MAY

| | | |
|----|---|-----|
| 1 | TRUEROCK INC | 193 |
| 2 | ALL SIGNAL UNDERGROUND | 177 |
| 3 | MASTEC | 152 |
| 4 | NATIONAL ONDEMAND | 131 |
| 5 | SOUTH COAST RESOLUTIONS | 99 |
| 6 | MASTEC | 71 |
| 7 | DIVERSIFIED UTILITY GROUP | 65 |
| 8 | EVERGREEN LANDSCAPING & MAINTENANCE INC | 47 |
| 9 | WINDSTREAM COMMUNICATIONS | 46 |
| 10 | SOUTHEAST CONNECTIONS, LLC | 26 |

DAMAGES

DIRT Damage Information
Reporting Tool





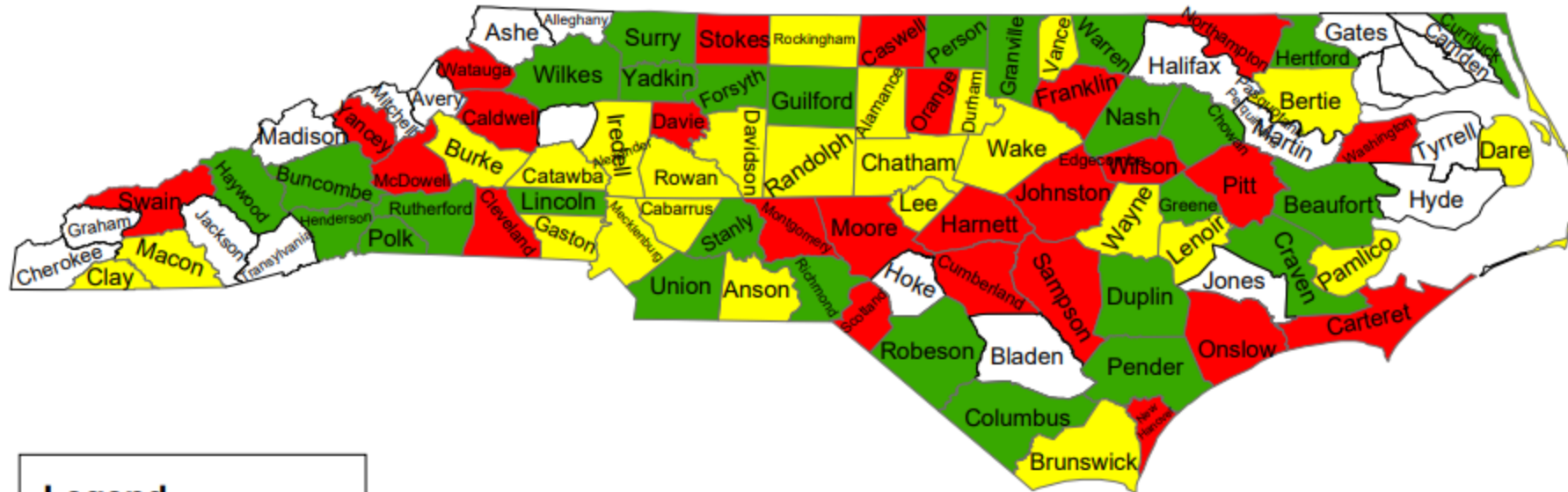
MAY DAMAGES BY COUNTY

Grand Total – 1,209

| | | | | | | | |
|---------------|----|--------------|----|----------------|-----|------------|-----|
| NC-Alamance | 17 | NC-Duplin | 4 | NC-Mecklenburg | 151 | NC-Tyrrell | 1 |
| NC-Alexander | 2 | NC-Durham | 98 | NC-Moore | 25 | NC-Union | 46 |
| NC-Anson | 4 | NC-Edgecombe | 6 | NC-Nash | 7 | NC-Vance | 2 |
| NC-Avery | 1 | NC-Forsyth | 25 | NC-New Hanover | 47 | NC-Wake | 158 |
| NC-Beaufort | 3 | NC-Franklin | 9 | NC-Northampton | 3 | NC-Warren | 4 |
| NC-Bertie | 3 | NC-Gaston | 9 | NC-Onslow | 17 | NC-Watauga | 4 |
| NC-Bladen | 2 | NC-Granville | 1 | NC-Orange | 13 | NC-Wayne | 4 |
| NC-Brunswick | 14 | NC-Greene | 3 | NC-Pamlico | 1 | NC-Wilkes | 2 |
| NC-Buncombe | 16 | NC-Guilford | 33 | NC-Pasquotank | 1 | NC-Wilson | 1 |
| NC-Burke | 2 | NC-Harnett | 31 | NC-Pender | 10 | | |
| NC-Cabarrus | 29 | NC-Haywood | 4 | NC-Perquimans | 1 | | |
| NC-Caldwell | 8 | NC-Henderson | 9 | NC-Person | 2 | | |
| NC-Carteret | 7 | NC-Hertford | 1 | NC-Pitt | 17 | | |
| NC-Catawba | 16 | NC-Hoke | 4 | NC-Polk | 2 | | |
| NC-Chatham | 24 | NC-Hyde | 1 | NC-Randolph | 10 | | |
| NC-Chowan | 1 | NC-Iredell | 20 | NC-Richmond | 3 | | |
| NC-Clay | 1 | NC-Jackson | 4 | NC-Robeson | 9 | | |
| NC-Cleveland | 9 | NC-Johnston | 59 | NC-Rockingham | 3 | | |
| NC-Columbus | 4 | NC-Lee | 5 | NC-Rowan | 7 | | |
| NC-Craven | 5 | NC-Lenoir | 4 | NC-Rutherford | 13 | | |
| NC-Cumberland | 64 | NC-Lincoln | 7 | NC-Sampson | 5 | | |
| NC-Currituck | 7 | NC-Macon | 7 | NC-Scotland | 3 | | |
| NC-Dare | 11 | NC-Madison | 1 | NC-Stanly | 6 | | |
| NC-Davidson | 20 | NC-Martin | 1 | NC-Stokes | 2 | | |
| NC-Davie | 3 | NC-McDowell | 9 | NC-Surry | 1 | | |

Damages Per 1,000 Transmissions

May
2025

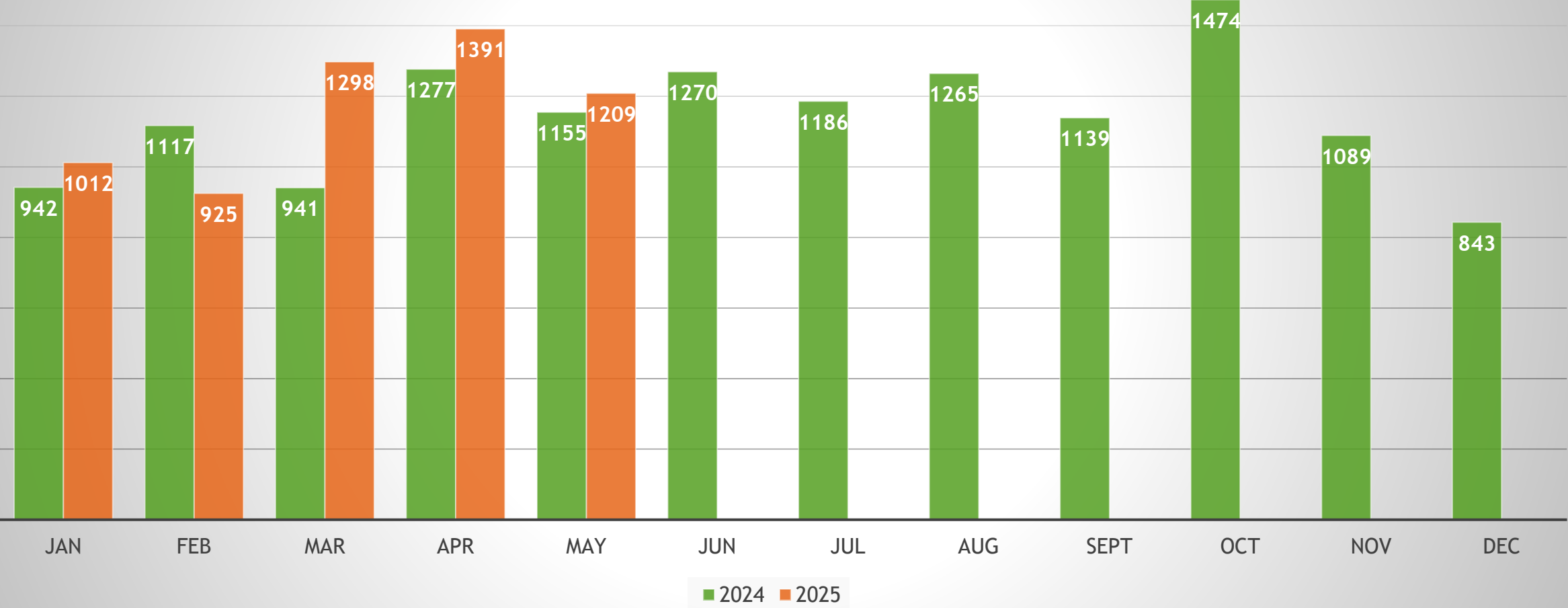


Legend

Quantile

| | |
|--|---------------------|
| | 0.000000 |
| | 0.000001 - 0.780292 |
| | 0.780293 - 1.124859 |
| | 1.124860 - 2.952030 |

Damages in North Carolina 2025 vs 2024



PLEASE NOTE

If the diameter or width of the facility is greater than four inches, the dimension of the facility shall be indicated at least every 50 feet in the area of the proposed excavation or demolition. An operator who operates multiple facilities in the area of the proposed excavation or demolition shall locate each facility.

The operator's identity, marked as provided in subdivision (1) of this subsection, in the area where the proposed excavation or demolition is to occur. At a minimum, the operator's identity shall be marked at the beginning point, at intervals of 200 linear feet, and at the end point of the proposed excavation or demolition.

50
feet

8"

8"

8"

8"

ABC Gas Company

200
feet

Education Team



Ann Rushing
Education Manager



Parrish Riddick
Education Liaison, Piedmont Region



Rory Phipps
Education Liaison, Western Region



Howard Corey
Education Liaison, Eastern Region



Tami Groves
Education Liaison, Southwest Region



Steve Moore
Media Relations Specialist



CALENDAR

NC811 & NCUCC
event calendars
can be found on
nc811.org or the
nc811 app





THANK YOU!

A copy of this presentation
is available at

www.ncucc.org



Lee County UCC

| | | |
|------------------|----------------|--------------|
| Tami Groves | NC 811 | 336-601-8644 |
| LEE PARRIS | NCDOT | 980-710-3339 |
| Steve Allmond | Charter Comm | 919-353-3060 |
| Cole Horton | Enbridge Gas | 919-819-1642 |
| Mark Holland | Dixie Pipeline | 334-707-0203 |
| ANDREW HOLQUIST | ENBRIDGE | 919-621-7461 |
| CHARLES ANDERSON | ENBRIDGE | 919-218-6424 |

Lee County UCC
June 2025

Meeting opened at 8:35 AM

Enbridge – Deep River Rd – pipeline and station should be up and going next week. Next moving to Carthage Street to start.

SAM - Carthage Street will be a widening and storm drain project with intersection.

Spectrum – New to meeting. Happy to try to be of assistance. Will be attending meetings as time allows. If he can be of assistance, please let him know.

Dixie – Nothing in Lee Co right now. Always happy to be of assistance.

NC811 presentation given by Tami Groves

Next meeting Tues July 8th at 8:30 AM