





**MAY 2025**

**NC811 MONTHLY UPDATE**

**LOWER CAPE FEAR UCC**



# Upcoming meetings

- **NCLRPC**  
May 21, 2025 at 11am  
NC811, 5009 High Point Road, Greensboro  
TEAMS MEETING: Visit the [ncucc.org](https://ncucc.org)  
calendar page for a link to the meeting
- **Underground Damage Prevention  
Review Board**  
June 4, 2025 at 8:30am  
NC811, 5009 High Point Road, Greensboro  
[udprb.nc.gov](https://udprb.nc.gov)
- **NC811 Board**  
July 18, 2025 at 8:30am  
Crowne Plaza Resort,  
1 Resort Dr., Asheville NC 28806

# National Safe Digging Month Proclamation Signing





# CALENDAR

NC811 & NCUCC  
event calendars  
can be found on  
[nc811.org](http://nc811.org) or the  
nc811 app



# Data Insights

Locate Requests

Transmissions

County ticket volume  
and distribution

5009

**NC 811.ORG**

The logo for NC 811.ORG is displayed on a blue sign. The text "NC 811.ORG" is in a bold, green, sans-serif font with a black outline. The "11" is a larger, lime green color. Below the "11" is a stylized shovel icon with a blue blade and a brown handle, set against a green and brown background. A registered trademark symbol (®) is located to the right of the "11".

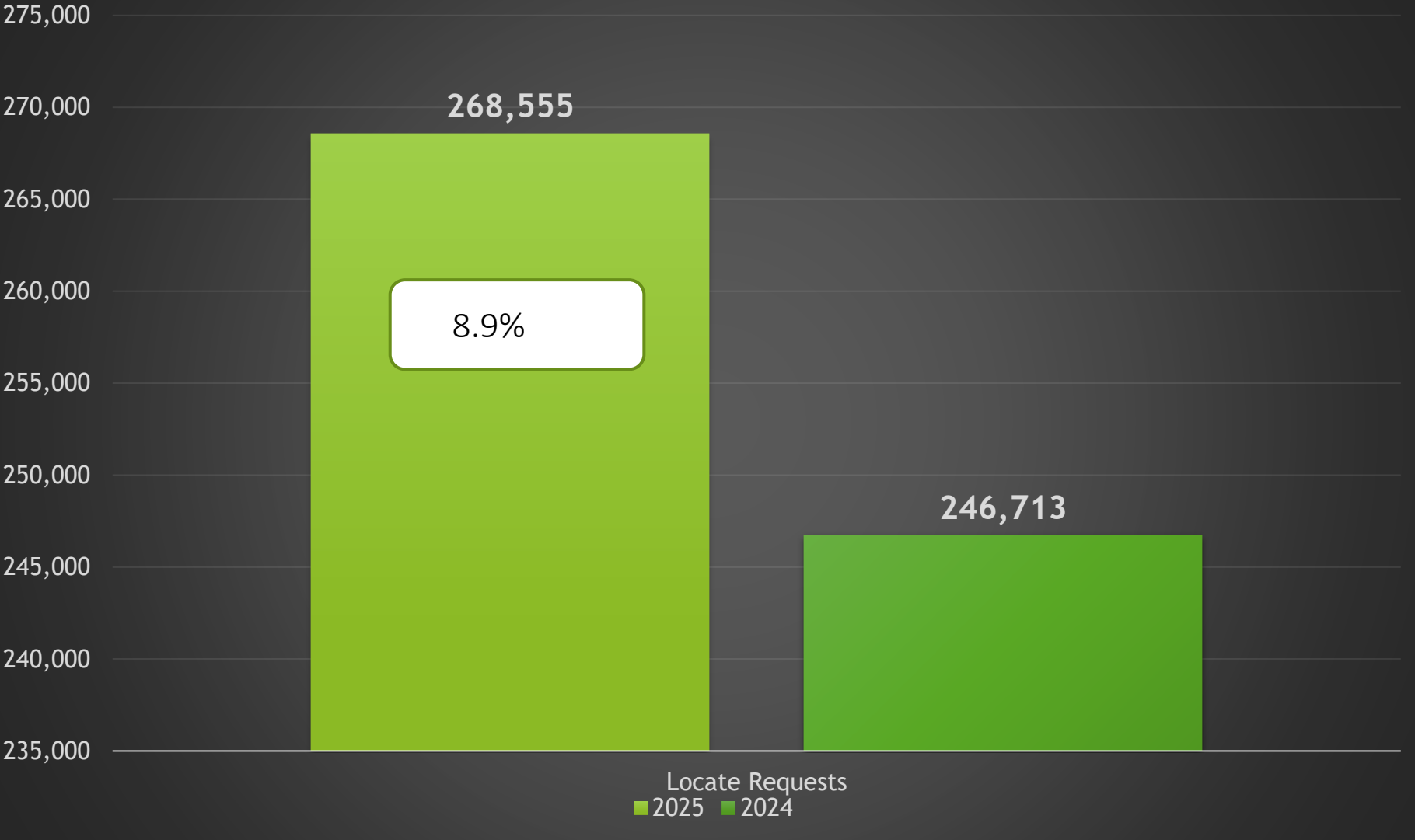
# Locate Requests for NC - APRIL 25 vs 24



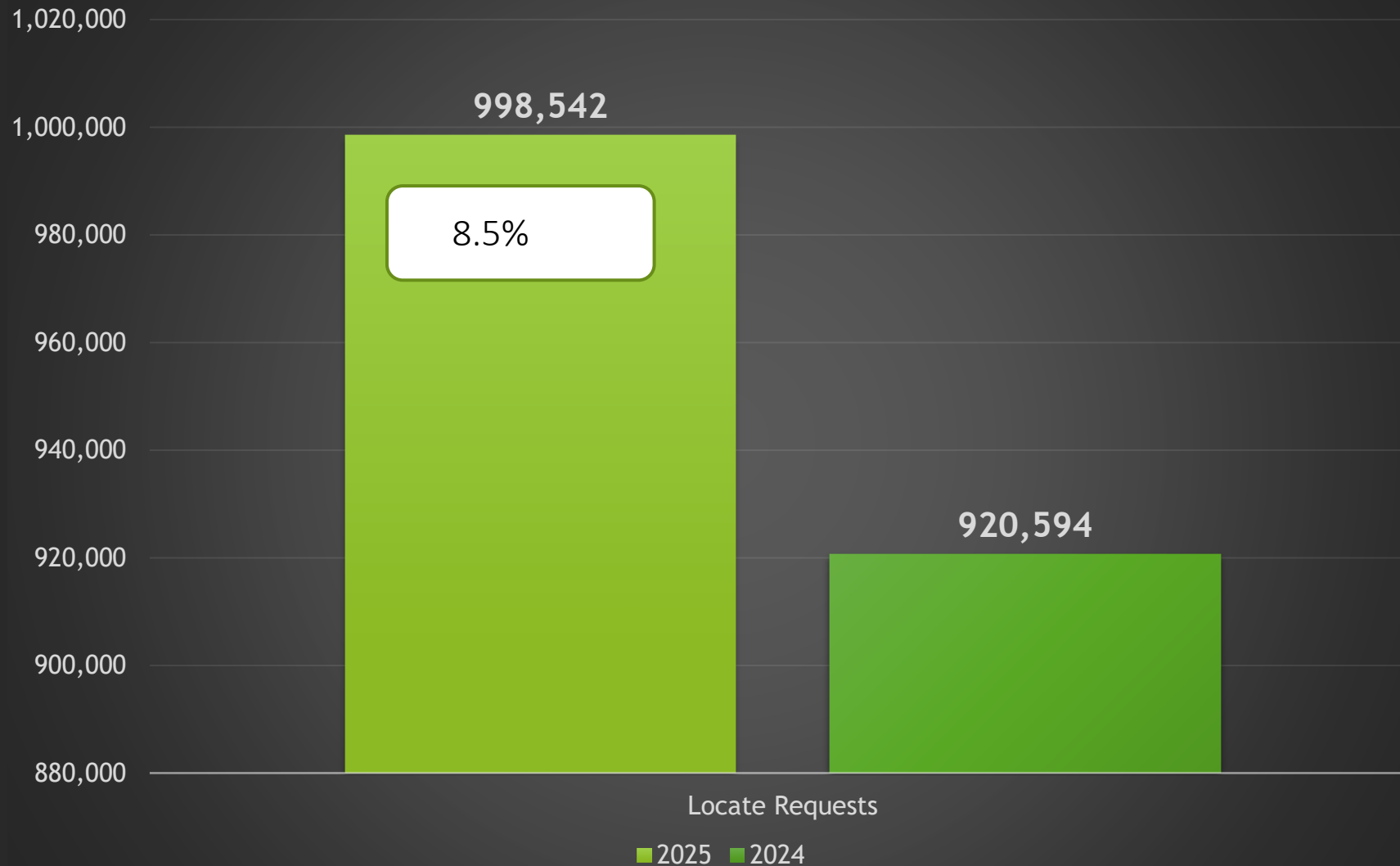
April. 2025 - 268,555 / 2024 - 246,713 = (8.9%)

YTD 2025 - 998,542 / 2024 - 920,594 = +8.5%

Updates for April (78,026) = 29.1% of volume / March 2025 (78,564) = 29.4% (.3% Decrease from the month before)



# Locate Requests for NC - YTD



April 2025 - 268,555 / 2024 - 246,713=(8.9%)

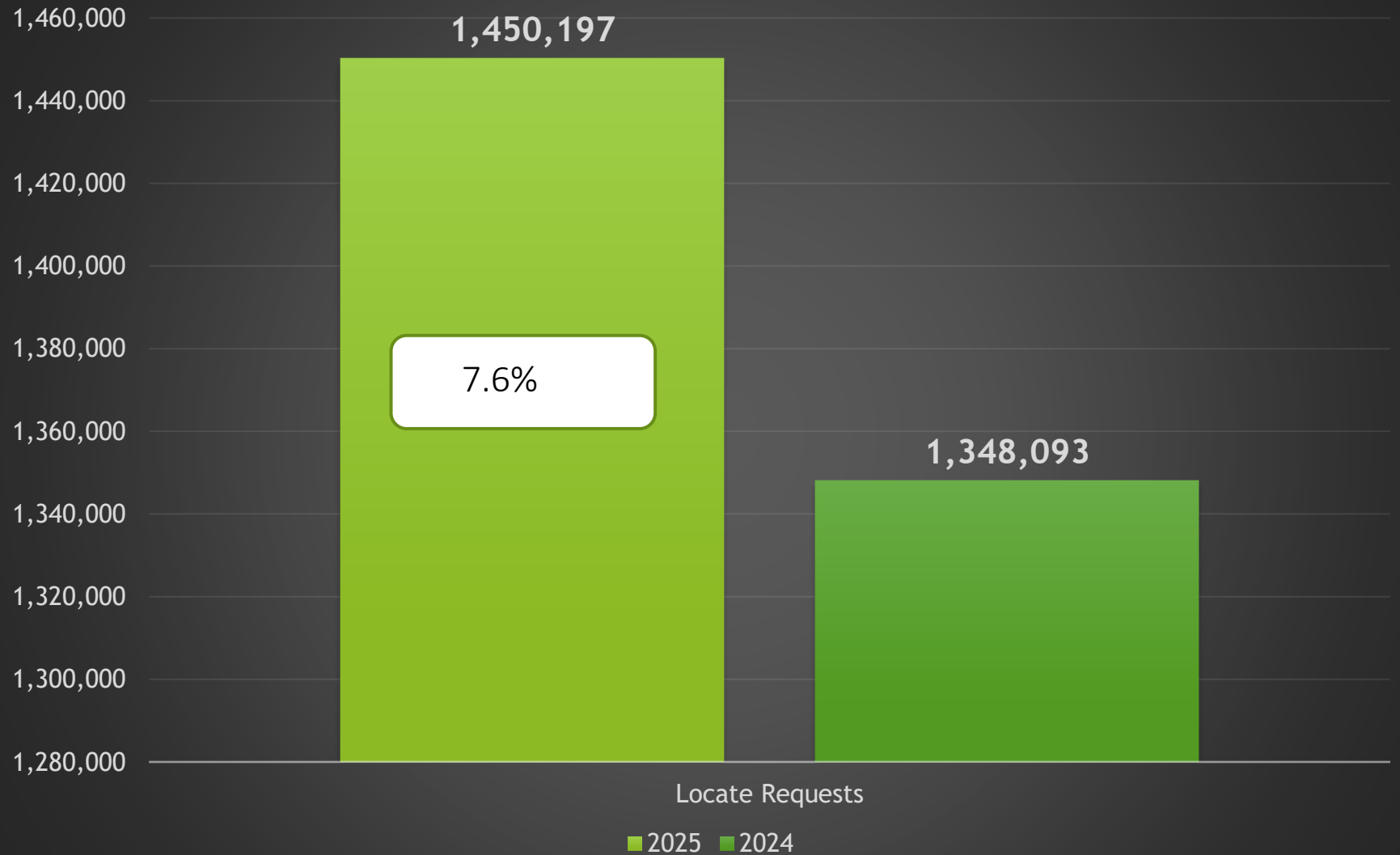
YTD 2025 - 998,542/ 2024 - 920,594 = +8.5%

# Transmissions for NC - APRIL 25 vs 24

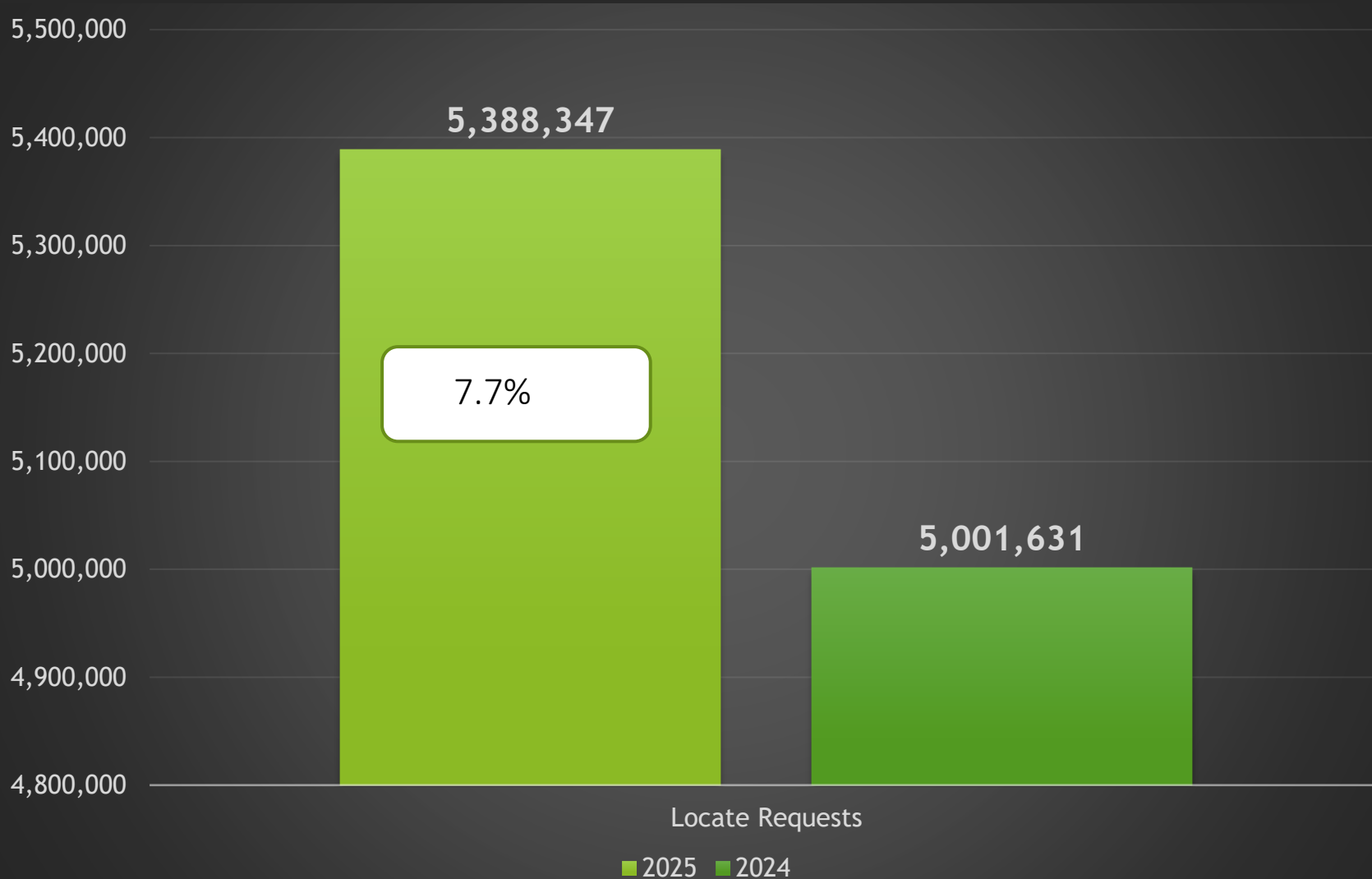


Transmissions MTD 2025-  
1,450,197 / 2024 -  
1,348,093 = (7.6%)

Transmissions YTD 2025-  
5,388,347 / 2024 -  
5,001,631 = (7.7%)



# Transmissions for NC - YTD 2025



Transmissions MTD 2025-  
1,450,197 / 2024 -  
1,348,093= (7.6%)

Transmissions YTD 2025-  
5,388,347 / 2024 -  
5,001,631= (7.7%)



# County ticket Volume

APRIL 2025 VS 2024

New Hanover	3 HR	CNCL	NEW	RXMT	UPDT	TOTAL Tickets
2024	144	26	2687	77	1328	4262
2025	409	57	4283	146	1096	5991
+/- Var	184.0%	119.2%	59.4%	89.6%	-17.5%	40.6%
		Avg Locates per Day				285



# County ticket Volume

## APRIL 2025 VS 2024

<b>Brunswick</b>	<b>3 HR</b>	<b>CNCL</b>	<b>NEW</b>	<b>RXMT</b>	<b>UPDT</b>	<b>TOTAL Tickets</b>
2024	182	35	4238	202	1724	6381
2025	94	55	4506	49	2001	6705
+/- Var	-48.4%	57.1%	6.3%	-75.7%	16.1%	5.1%
		Avg Locates per Day				319



# County ticket Volume

APRIL 2025 VS 2024

<b>Pender</b>	<b>3 HR</b>	<b>CNCL</b>	<b>NEW</b>	<b>RXMT</b>	<b>UPDT</b>	<b>TOTAL Tickets</b>
2024	25	12	1271	31	1376	2715
2025	117	14	1492	38	629	2290
+/- Var	368.0%	16.7%	17.4%	22.6%	-54.3%	-15.7%
		Avg Locates per Day				109



# County ticket Volume

## YTD VS PREVIOUS YEAR

New Hanover	3 HR	CNCL	NEW	RXMT	UPDT	TOTAL Tickets
2024	548	113	10588	304	4901	16454
2025	1371	200	14058	437	4745	20811
+/- Var	150.2%	77.0%	32.8%	43.8%	-3.2%	26.5%
		Avg Locates per Day				251



# County ticket Volume

YTD VS PREVIOUS YEAR

Brunswick	3 HR	CNCL	NEW	RXMT	UPDT	TOTAL Tickets
2024	543	157	15106	373	6163	22342
2025	311	211	16120	196	6722	23560
+/- Var	-42.7%	34.4%	6.7%	-47.5%	9.1%	5.5%
		Avg Locates per Day				284



# County ticket distribution - APRIL

<b>Pender</b>	<b>3 HR</b>	<b>CNCL</b>	<b>NEW</b>	<b>RXMT</b>	<b>UPDT</b>	<b>TOTAL Tickets</b>
2024	157	61	5148	206	5492	11064
2025	627	62	5420	152	5027	11288
+/- Var	299.4%	1.6%	5.3%	-26.2%	-8.5%	2.0%
		Avg Locates per Day				136



# County ticket distribution - APRIL

County/Place	04 Apr
<b>NEW HANOVER</b>	<b>5991</b>
AIRLIE	1
BAYSHORE	5
<b>CAROLINA BEACH</b>	<b>188</b>
<b>CASTLE HAYNE</b>	<b>276</b>
FORT FISHER	2
KINGS GRANT	8
KIRKLAND	11
KURE BEACH	47
MASONBORO	12
MURRAYSVILLE	27
MYRTLE GROVE	18
MYRTLE GROVE JUNCTIO	1
OGDEN	18
SEA BREEZE	3

SEAGATE	5
SILVER LAKE	5
<b>WILMINGTON</b>	<b>5239</b>
WILMINGTON BEACH	1
WINDEMERE	1
WINTER PARK	3
WRIGHTSBORO	50
WRIGHTSVILLE	2
WRIGHTSVILLE BEACH	68



# County ticket distribution - APRIL

County/Place	04 Apr
<b>BRUNSWICK</b>	<b>6705</b>
ASH	35
BALD HEAD ISLAND	21
BELVILLE	21
BOILING SPRING LAKES	63
<b>BOLIVIA</b>	<b>644</b>
BRICK LANDING	3
<b>CALABASH</b>	<b>376</b>
CAROLINA SHORES	59
CASWELL BEACH	6
GRISSETTOWN	8
HOLDEN BEACH	42
<b>LELAND</b>	<b>1328</b>
LONGWOOD	4
MACO	1
MALMO	48

<b>NAVASSA</b>	<b>121</b>
<b>NORTHWEST</b>	<b>152</b>
OAK GROVE	2
<b>OAK ISLAND</b>	<b>290</b>
<b>OCEAN ISLE BEACH</b>	<b>359</b>
SAINT JAMES	58
SANDY CREEK	7
SEA TRAIL PLANTATION	1
SEASIDE	1
<b>SHALLOTTE</b>	<b>613</b>
<b>SOUTHPORT</b>	<b>1094</b>
<b>SUNSET BEACH</b>	<b>818</b>
<b>SUPPLY</b>	<b>322</b>
TOWN CREEK	75
VARNAMTOWN	3
<b>WINNABOW</b>	<b>130</b>



# County ticket distribution - APRIL

County/Place	04 Apr
<b>PENDER</b>	<b>2290</b>
ATKINSON	26
BROWN TOWN	1
<b>BURGAW</b>	<b>422</b>
<b>CURRIE</b>	<b>110</b>
<b>HAMPSTEAD</b>	<b>944</b>
LONG CREEK	13
MAPLE HILL	13
MONTAGUE	3
PENDERLEA	2
<b>ROCKY POINT</b>	<b>217</b>
SAINT HELENA	3
SCOTTS HILL	66
SLOOP POINT	1

<b>SURF CITY</b>	<b>164</b>
TOPSAIL	23
TOPSAIL BEACH	25
WALLACE	13
WATHA	39
<b>WILLARD</b>	<b>203</b>
WOODSIDE	1
YAMACRAW	1



## Top 15 Callers for APRIL – New Hanover

Rank	Name	Totals
1	TREMORS	596
2	EZ TICKETS	389
3	MASTEC	361
4	ONUG	335
5	AT&T UTILITY OPERATIONS	289
6	SOUTHEASTERN CABLE CONTRACTORS	193
7	SOUTHEAST CONNECTIONS LLC	178
8	THORPE LANDSCAPES	158
9	W G UNDERGROUND LLC	137
10	J & J UNDERGROUND UTILITIES LLC	134
11	ANSCO & ASSOCIATES LLC	122
12	W G UNDERGROUND LLC	110
13	CAPE FEAR PUBLIC UTILITY AUTHORITY	108
14	HONEYCUTT CONSTRUCTION SERVICES	108
15	MILAM PLUMBING INC	78



## Top 15 Callers for APRIL - Brunswick

Rank	Name	Totals
1	PIEDMONT UTILITY GROUP LLC	551
2	FOCUS BROADBAND	531
3	HAL COLLINS CONSTRUCTION	449
4	TEPDB OPCO, LLC	423
5	LEE ELECTRICAL CONSTRUCTION LLC/SUMTER	290
6	STATE UTILITY CONTRACTORS	238
7	SOUTHEAST CONNECTIONS LLC	235
8	LEE ELECTRIC	210
9	THOMSON CORDER & CO	175
10	SOUTHEASTERN CABLE CONTRACTORS	156
11	BRUNSWICK COUNTY PUBLIC UTILITIES	148
12	RJM PLUMBING	147
13	MASTEC	145
14	HERNANDEZ FIBER LLC	103
15	HONEYCUTT CONSTRUCTION SERVICES	102



## Top 10 Callers for APRIL - Pender

Rank	Name	Totals
1	MASTEC	333
2	TEPDB OPCO, LLC	199
3	SOUTHEASTERN CABLE CONTRACTORS	117
4	DEN UNDERGROUND	106
5	AT&T UTILITY OPERATIONS	77
6	FOCUS BROADBAND	76
7	STATE UTILITY CONTRACTORS	69
8	STAY ALERT SAFETY SERVICES	61
9	CONTI ENTERPRISES	56
10	T&H CONSTRUCTION OF NC	42

# DAMAGES

**DIRT** Damage Information  
Reporting Tool


**CGA** Common  
Ground  
Alliance






# APRIL DAMAGES BY COUNTY


Grand Total – 1,391



NC-Alamance	18
NC-Anson	4
NC-Beaufort	2
NC-Bertie	2
NC-Brunswick	25
NC-Buncombe	15
NC-Burke	5
NC-Cabarrus	22
NC-Caldwell	17
NC-Carteret	13
NC-Caswell	5
NC-Catawba	22
NC-Chatham	14
NC-Clay	1
NC-Cleveland	14
NC-Columbus	2
NC-Craven	7
NC-Cumberland	60
NC-Currituck	4
NC-Dare	17
NC-Davidson	18
NC-Davie	10



NC-Duplin	4
NC-Durham	70
NC-Edgecombe	2
NC-Forsyth	30
NC-Franklin	10
NC-Gaston	17
NC-Granville	1
NC-Greene	1
NC-Guilford	39
NC-Harnett	42
NC-Haywood	1
NC-Henderson	12
NC-Hertford	2
NC-Iredell	28
NC-Johnston	84
NC-Lee	10
NC-Lenoir	7
NC-Lincoln	7
NC-Macon	3
NC-McDowell	6
NC-Mecklenburg	169
NC-Montgomery	5
NC-Moore	45
NC-Nash	4
NC-New Hanover	46

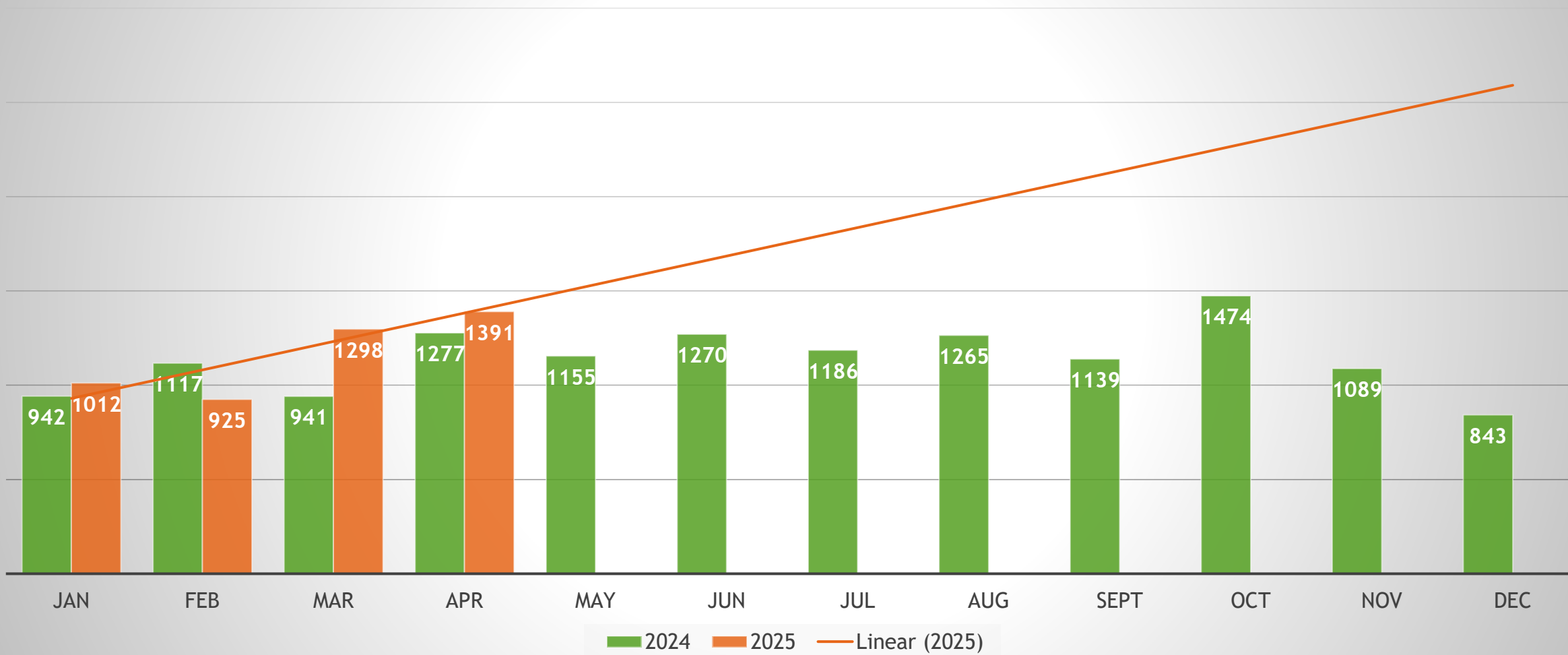


NC-Northampton	3
NC-Onslow	32
NC-Orange	32
NC-Pamlico	1
NC-Pender	6
NC-Person	2
NC-Pitt	25
NC-Polk	2
NC-Randolph	11
NC-Richmond	2
NC-Robeson	3
NC-Rockingham	7
NC-Rowan	15
NC-Rutherford	4
NC-Sampson	11
NC-Scotland	8
NC-Stanly	3
NC-Stokes	6
NC-Surry	1
NC-Swain	1
NC-Union	39
NC-Vance	3
NC-Wake	208
NC-Warren	1
NC-Washington	1

NC-Watauga	3
NC-Wayne	11
NC-Wilkes	1
NC-Wilson	5
NC-Yadkin	1
NC-Yancey	1



## Damages in North Carolina 2025 vs 2024





## UNDERGROUND DAMAGE PREVENTION REVIEW BOARD

### **UGDPRB – Overview of 4/23/2025 Cases**

- 81 Cases on Agenda
- 64– Issued Pipes Plus Training
- **\$38,500** issued in fines

# Education Team



**Ann Rushing**  
Education Manager



**Parrish Riddick**  
Education Liaison, Piedmont Region



**Rory Phipps**  
Education Liaison, Western Region



**Howard Corey**  
Education Liaison, Eastern Region



**Tami Groves**  
Education Liaison, Southwest Region



**Steve Moore**  
Media Relations Specialist



# THANK YOU!

---

A copy of this presentation  
is available at

[www.ncucc.org](http://www.ncucc.org)

