


JULY 2025

Carteret County UCC





HOT WEATHER TIPS

- Alert workers to the heat index anticipated for the day and identify each precaution in place at the work site to reduce the risk of heat-related illness
- Provide plenty of cool drinking water and disposable cups
- Actively encourage workers to drink small amounts of water often
- Establish and enforce work/rest schedules
- Set up a buddy system
- Maintain effective communication with your crew at all times
- Encourage workers to wear sunscreen and use other protections from direct sunlight





MEETINGS

STATE UCC – July 8th, 10am
Charlotte Water, 5730 General Commerce Dr.

NCLRPC – July 16th, 11am
NC811 Greensboro Office

NC811 BOARD – July 18th, 8:30am
Crowne Plaza Resort, Asheville



STATE UCC SECRETARY NOMINATIONS

For a full listing visit

<https://ncucc.org/secretary-nominations/>





CALENDAR

NC811 & NCUCC EVENT
CALENDARS CAN BE
FOUND ON NC811.ORG
OR THE NC811 APP



DATA INSIGHTS

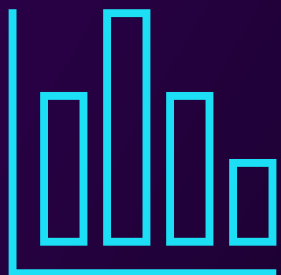
LOCATE REQUESTS

TRANSMISSIONS

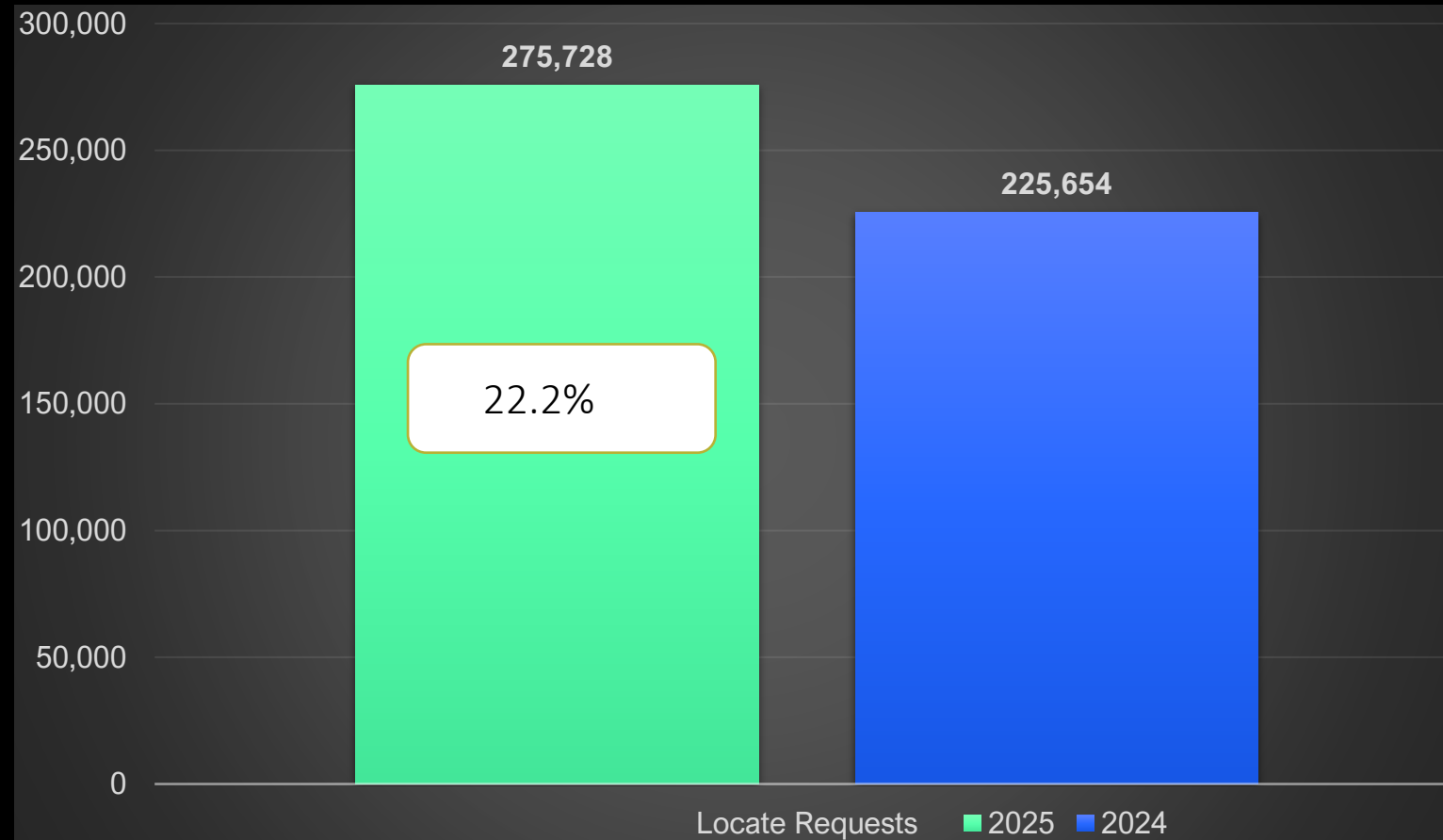
COUNTY TICKET VOLUME

TOP 10 CALLERS

DAMAGE INFORMATION



LOCATE REQUESTS FOR NC JUNE 25 VS 24



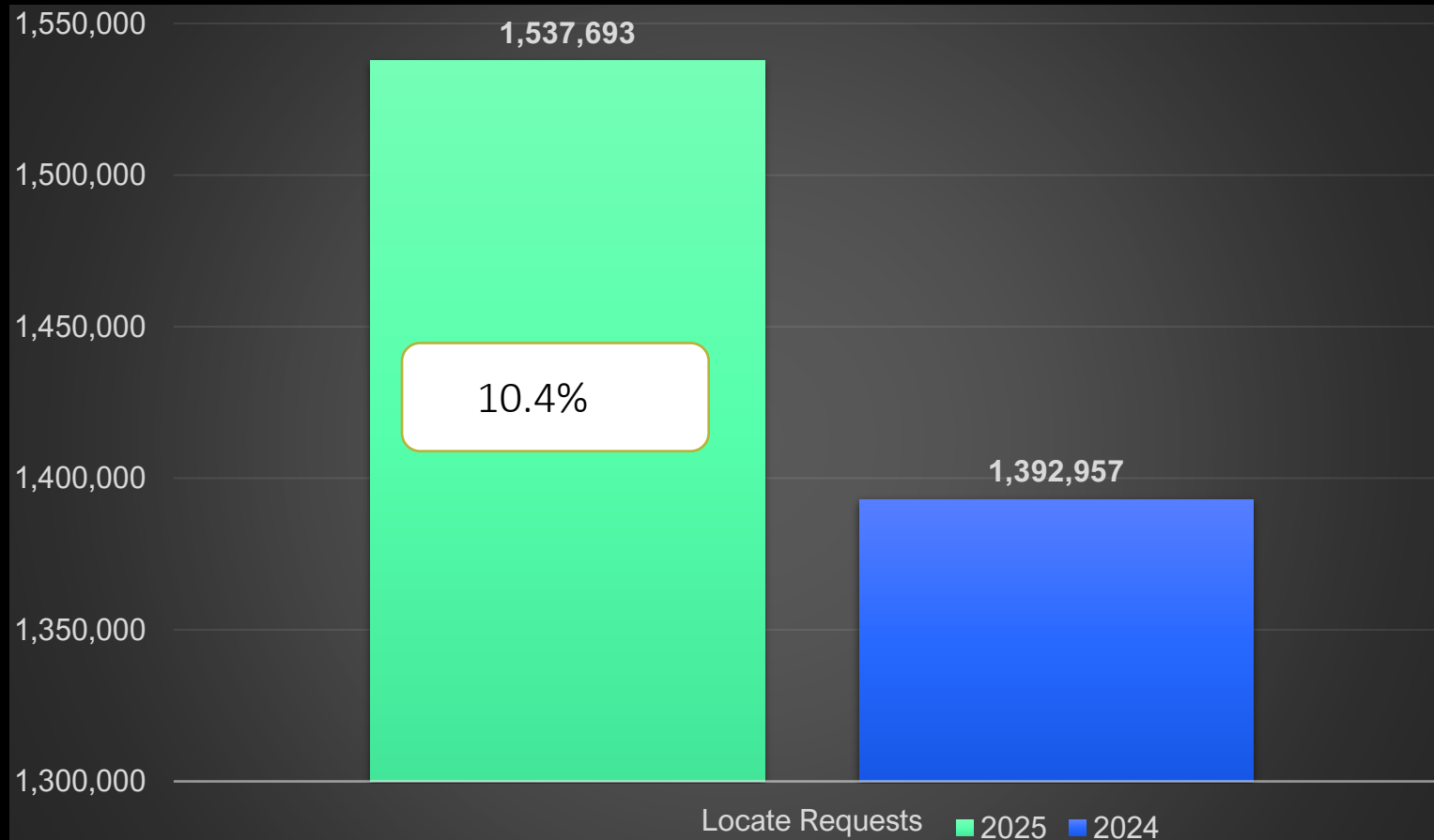
June, 2025 - 275,728 / 2024 - 225,654 = (22.2%)

YTD 2025 - 1,537,693 / 2024 - 1,392,957 = +10.4%

Updates for June (84,812) = 30.8% of volume / 2025

May (79,800) = 30.3%
(.5% Increase from the month before)

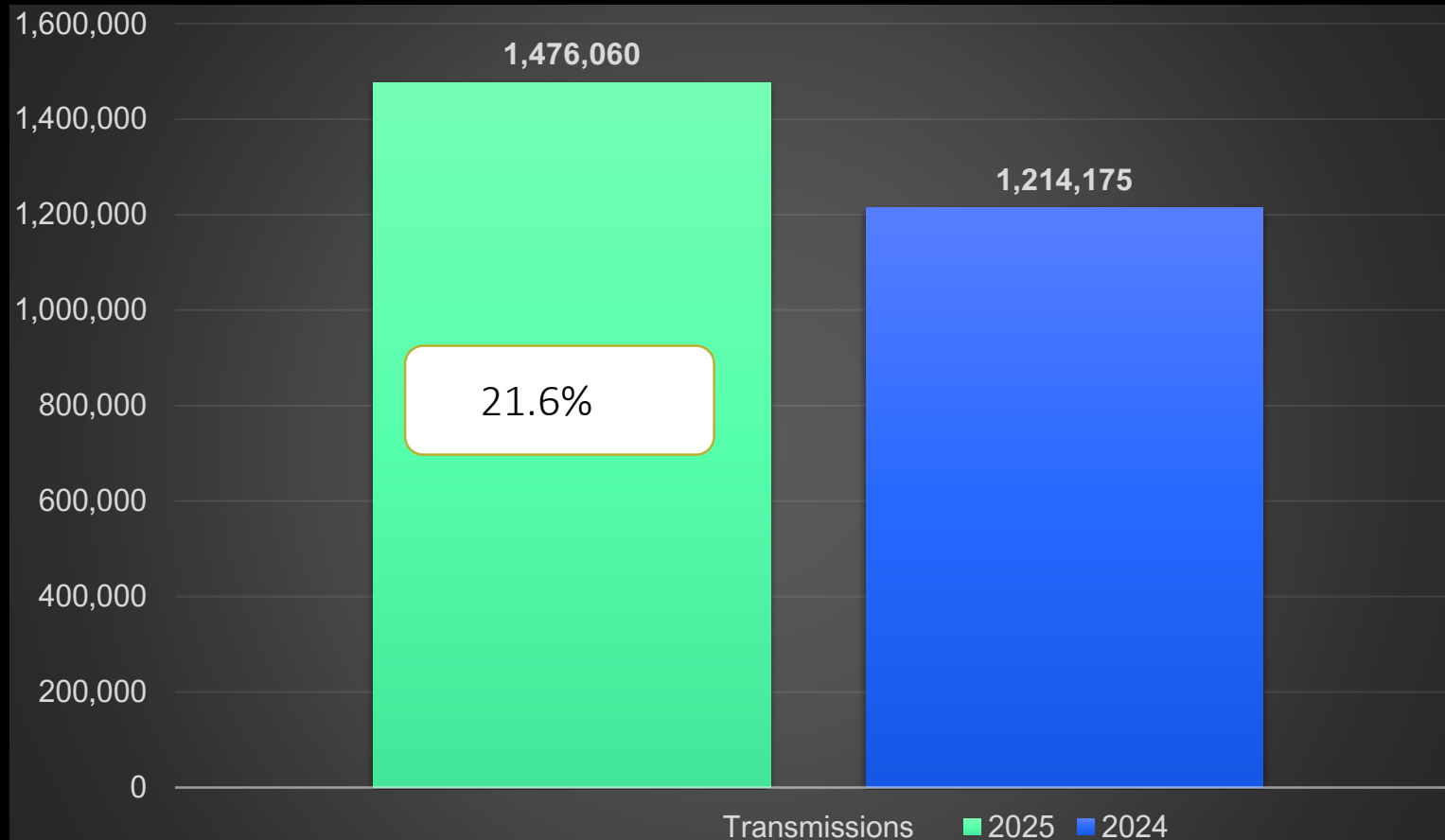
LOCATE REQUESTS FOR NC YEAR TO DATE



June, 2025 - 275,728 / 2024 - 225,654 = (22.2%)

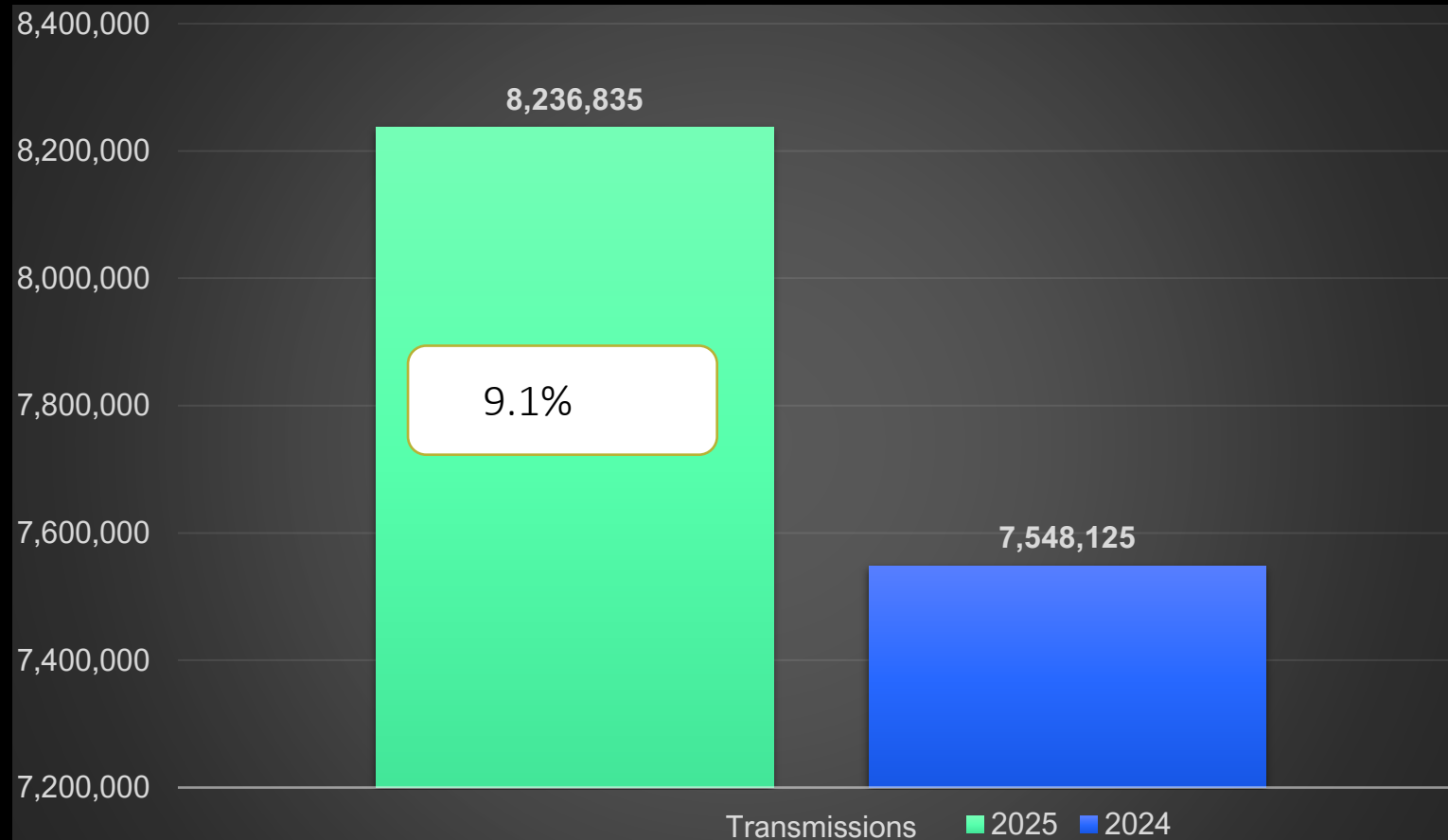
YTD 2025 - 1,537,693 / 2024 - 1,392,957 = +10.4%

TRANSMISSIONS FOR NC JUNE 25 VS 24



June, 2025 - 1,476,060 / 2024 - 1,214,175 = (21.6%)
YTD 2025 - 8,236,835 / 2024 - 7,548,125 = +9.1%

TRANSMISSIONS FOR NC YEAR TO DATE



June, 2025 - 1,476,060/ 2024 - 1,214,175=(21.6%)
YTD 2025 - 8,236,835/ 2024 - 7,548,125 = +9.1%



COUNTY TICKET VOLUME

JUNE 2025 VS 2024

Carteret	3 HR	CNCL	NEW	RXMT	UPDT	TOTAL Tickets
2024	45	6	951	13	242	1257
2025	213	26	1305	34	235	1813
+/- Var	373.3%	333.3%	37.2%	161.5%	-2.9%	44.2%
		Avg Locates per Day				82



COUNTY TICKET VOLUME

YTD VS PREVIOUS YEAR

Carteret	3 HR	CNCL	NEW	RXMT	UPDT	TOTAL Tickets
2024	407	111	6321	125	1461	8425
2025	783	83	7121	185	1294	9466
+/- Var	92.4%	-25.2%	12.7%	48.0%	-11.4%	12.4%
		Avg Locates per Day				75



COUNTY TICKET DISTRIBUTION

JUNE 2025

County/Place	06 Jun
CARTERET	1813
ATLANTIC	3
ATLANTIC BEACH	64
BEAUFORT	357
BOGUE	3
BROAD CREEK	2
CAPE CARTERET	37
CEDAR ISLAND	87
CEDAR POINT	37
DAVIS	10
EMERALD ISLE	124
GLOUCESTER	10
HARKERS ISLAND	15
INDIAN BEACH	3

MOREHEAD CITY	442
NEWPORT	439
NORTH RIVER	1
OTWAY	3
PELETIER	22
PINE KNOLL SHORES	25
SALTER PATH	2
SEAGATE	1
SEALEVEL	3
SMYRNA	19
SOUTH RIVER	2
STELLA	102



TOP 10 CALLERS FOR CARTERET

JUNE 2025

Rank	Name	Totals
1	LAMBERTS CABLE SPLICING LLC	394
2	MUDD INVESTMENTS	180
3	CHARTER COMMUNICATIONS	68
4	RIVER CITY CONSTRUCTION INC	67
5	MID ATLANTIC CABLE SOLUTIONS	65
6	M & T UNDERGROUND	65
7	BLACKSTONE UTILITIES	64
8	BLACKSTONE HDD	60
9	PARKER STOCKSTILL CONSTRUCTION INC	58
10	M R COMMUNICATIONS	48



DAMAGES

DIRT Damage Information
Reporting Tool

CGA Common
Ground
Alliance





DAMAGES BY COUNTY

JUNE 2025 – TOTAL 1,513

NC-Alamance	18
NC-Alexander	1
NC-Anson	6
NC-Avery	2
NC-Beaufort	1
NC-Bladen	2
NC-Brunswick	14
NC-Buncombe	29
NC-Cabarrus	23
NC-Caldwell	3
NC-Carteret	1
NC-Caswell	2
NC-Catawba	25
NC-Chatham	32
NC-Cherokee	1
NC-Clay	4
NC-Cleveland	16
NC-Columbus	4
NC-Craven	7
NC-Cumberland	58
NC-Currituck	12
NC-Dare	8

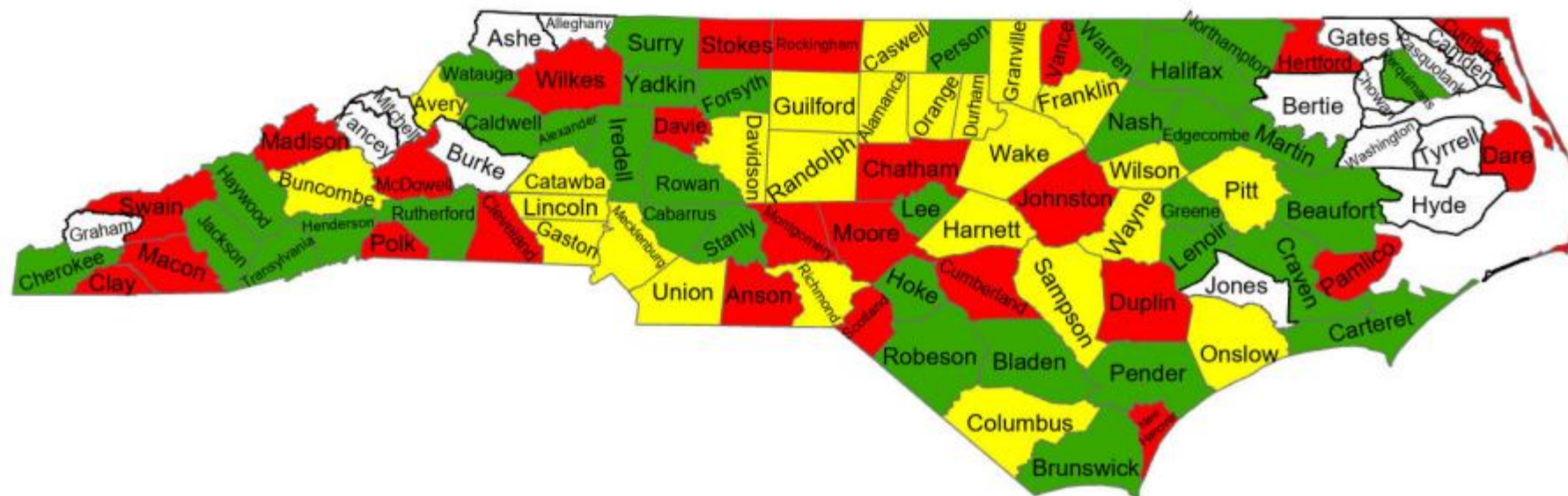
NC-Davidson	21
NC-Davie	7
NC-Duplin	11
NC-Durham	133
NC-Edgecombe	3
NC-Forsyth	34
NC-Franklin	8
NC-Gaston	25
NC-Granville	3
NC-Greene	2
NC-Guilford	51
NC-Halifax	1
NC-Harnett	27
NC-Haywood	3
NC-Henderson	7
NC-Hertford	2
NC-Hoke	4
NC-Iredell	26
NC-Jackson	2
NC-Johnston	45
NC-Lee	7
NC-Lenoir	6
NC-Lincoln	9
NC-Macon	4
NC-Madison	2

NC-Martin	1
NC-McDowell	8
NC-Mecklenburg	203
NC-Montgomery	7
NC-Moore	52
NC-Nash	9
NC-New Hanover	39
NC-Northampton	2
NC-Onslow	22
NC-Orange	35
NC-Pamlico	2
NC-Pender	6
NC-Perquimans	2
NC-Person	1
NC-Pitt	22
NC-Polk	4
NC-Randolph	14
NC-Richmond	4
NC-Robeson	11
NC-Rockingham	12
NC-Rowan	10
NC-Rutherford	2
NC-Sampson	5
NC-Scotland	6
NC-Stanly	4

NC-Stokes	12
NC-Surry	1
NC-Swain	1
NC-Transylvania	1
NC-Union	53
NC-Vance	6
NC-Wake	216
NC-Warren	4
NC-Watauga	1
NC-Wayne	9
NC-Wilkes	8
NC-Wilson	5
NC-Yadkin	1

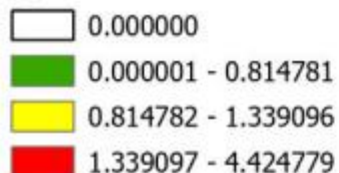
DAMAGES PER 1,000 TRANSMISSIONS

JUNE 2025



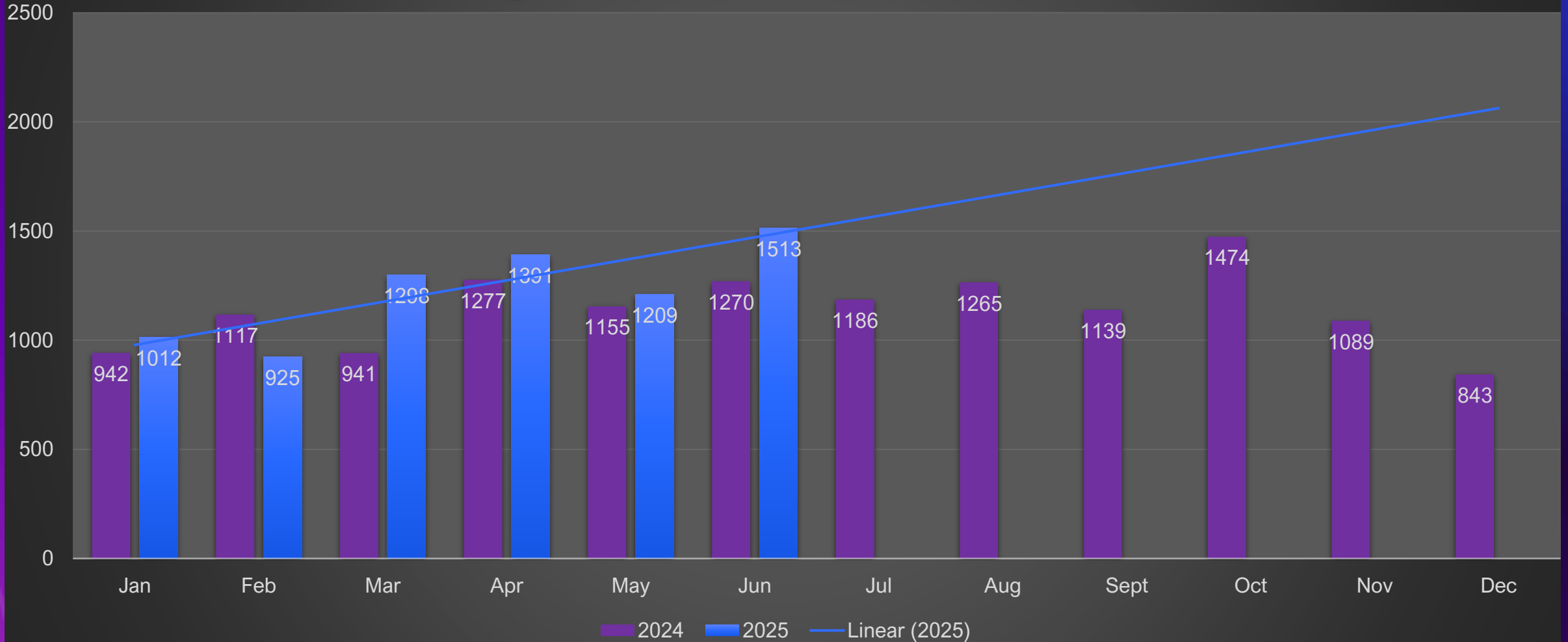
Legend

Quantile





Damages in North Carolina 2025 vs 2024



CHANGES TO HOUSE BILL 247

SESSION 2025

AN ACT TO UPDATE THE UNDERGROUND UTILITY SAFETY AND DAMAGE PREVENTION ACT.

- Changes to the law will go into effect October 1st, 2025
- The NC811 Education department will be relaying what the changes are and how it will impact our industry.
- Methods of instruction: PowerPoint presentations for both onsite and online meetings throughout the state. Instructional video outlining the changes will be uploaded to our YouTube account, all social media platforms, the nc811.org website and app as well as our Pipes Plus training.
- A printed quick reference chart will be handed out at all training events.

NC811 EDUCATION TEAM



Ann Rushing
Education Manager



Parrish Riddick
Education Liaison, Piedmont Region



Rory Phipps
Education Liaison, Western Region



Howard Corey
Education Liaison, Eastern Region



Tami Groves
Education Liaison, Southwest Region



Steve Moore
Media Relations Specialist

THANK YOU FOR YOUR ATTENTION



A copy of this presentation
will be available at
www.ncucc.org

